

Network Working Group
Request for Comments: 4783
Updates: 3473
Category: Standards Track

L. Berger, Ed.
LabN
December 2006

GMPLS - Communication of Alarm Information

Status of This Memo

This document specifies an Internet standards track protocol for the Internet community, and requests discussion and suggestions for improvements. Please refer to the current edition of the "Internet Official Protocol Standards" (STD 1) for the standardization state and status of this protocol. Distribution of this memo is unlimited.

Copyright Notice

Copyright (C) The IETF Trust (2006).

Abstract

This document describes an extension to Generalized MPLS (Multi-Protocol Label Switching) signaling to support communication of alarm information. GMPLS signaling already supports the control of alarm reporting, but not the communication of alarm information. This document presents both a functional description and GMPLS-RSVP specifics of such an extension. This document also proposes modification of the RSVP ERROR_SPEC object.

This document updates RFC 3473, "Generalized Multi-Protocol Label Switching (GMPLS) Signaling Resource ReserVation Protocol-Traffic Engineering (RSVP-TE) Extensions", through the addition of new, optional protocol elements. It does not change, and is fully backward compatible with, the procedures specified in RFC 3473.

Table of Contents

1. Introduction	3
1.1. Background	3
2. Alarm Information Communication	4
3. GMPLS-RSVP Details	5
3.1. ALARM_SPEC Objects	5
3.1.1. IF_ID ALARM_SPEC (and ERROR_SPEC) TLVs	5
3.1.2. Procedures	9
3.1.3. Error Codes and Values	10
3.1.4. Backwards Compatibility	11
3.2. Controlling Alarm Communication	11
3.2.1. Updated Admin_Status Object	11
3.2.2. Procedures	11
3.3. Message Formats	12
3.4. Relationship to GMPLS UNI	13
3.5. Relationship to GMPLS E-NNI	14
4. Security Considerations	14
5. IANA Considerations	15
5.1. New RSVP Object	15
5.2. New Interface ID Types	16
5.3. New Registry for Admin-Status Object Bit Fields	16
5.4. New RSVP Error Code	16
6. References	17
6.1. Normative References	17
6.2. Informative References	17
7. Acknowledgments	18
8. Contributors	18

1. Introduction

GMPLS signaling provides mechanisms that can be used to control the reporting of alarms associated with a label switched path (LSP). This support is provided via Administrative Status Information [RFC3471] and the Admin_Status object [RFC3473]. These mechanisms only control if alarm reporting is inhibited. No provision is made for communication of alarm information within GMPLS.

The extension described in this document defines how the alarm information associated with a GMPLS LSP may be communicated along the path of the LSP. Communication both upstream and downstream is supported. The value in communicating such alarm information is that this information is then available at every node along the LSP for display and diagnostic purposes. Alarm information may also be useful in certain traffic protection scenarios, but such uses are out of the scope of this document. Alarm communication is supported via a new object, new error/alarm information TLVs, and a new Administrative Status Information bit.

The communication of alarms, as described in this document, is controllable on a per-LSP basis. Such communication may be useful within network configurations where not all nodes support communication to a user for reporting of alarms and/or communication is needed to support specific applications. The support of this functionality is optional.

The communication of alarms within GMPLS does not imply any modification in behavior of processing of alarms, or for the communication of alarms outside of GMPLS. Additionally, the extension described in this document is not intended to replace any (existing) data plane fault propagation techniques.

The key words "MUST", "MUST NOT", "REQUIRED", "SHALL", "SHALL NOT", "SHOULD", "SHOULD NOT", "RECOMMENDED", "MAY", and "OPTIONAL" in this document are to be interpreted as described in [RFC2119].

1.1. Background

Problems with data plane state can often be detected by associated data plane hardware components. Such data plane problems are typically filtered based on elapsed time and local policy. Problems that pass the filtering process are normally raised as alarms. These alarms are available for display to operators. They also may be collected centrally through means that are out of the scope of this document.

Not all data plane problems cause the LSP to be immediately torn down. Further, there may be a desire, particularly in optical transport networks, to retain an LSP and communicate relevant alarm information even when the data plane state has failed completely.

Although error information can be reported using PathErr, ResvErr, and Notify messages, these messages typically indicate a problem in signaling state and can only report one problem at a time. This makes it hard to correlate all of the problems that may be associated with a single LSP and to allow an operator examining the status of an LSP to view a full list of current problems. This situation is exacerbated by the absence of any way to communicate that a problem has been resolved and a corresponding alarm cleared.

The extensions defined in this document allow an operator or a software component to obtain a full list of current alarms associated with all of the resources used to support an LSP. The extensions also ensure that this list is kept up-to-date and synchronized with the real alarm status in the network. Finally, the extensions make the list available at every node traversed by an LSP.

2. Alarm Information Communication

A new object is introduced to carry alarm information details. The details of alarm information are much like the error information carried in the existing ERROR_SPEC objects. For this reason the communication of alarm information uses a format that is based on the communication of error information.

The new object introduced to carry alarm information details is called an ALARM_SPEC object. This object has the same format as the ERROR_SPEC object, but uses a new C-Num to avoid the semantics of error processing. Also, additional TLVs are defined for the IF_ID ALARM_SPEC objects to support the communication of information related to a specific alarm. These TLVs may also be useful when included in ERROR_SPEC objects, e.g., when the ERROR_SPEC object is carried within a Notify message.

While the details of alarm information are like the details of existing error communication, the semantics of processing differ. Alarm information will typically relate to changes in data plane state, without changes in control state. Alarm information will always be associated with in-place LSPs. Such information will also typically be most useful to operators and applications other than control plane protocol processing. Finally, while error information is communicated within PathErr, ResvErr, and Notify messages [RFC3473], alarm information will be carried within Path and Resv messages.

Path messages are used to carry alarm information to downstream nodes, and Resv messages are used to carry alarm information to upstream nodes. The intent of sending alarm information both upstream and downstream is to provide the same visibility to alarm information at any point along an LSP. The communication of multiple alarms associated with an LSP is supported. In this case, multiple ALARM_SPEC objects will be carried in the Path or Resv messages.

The addition of alarm information to Path and Resv messages is controlled via a new Administrative Status Information bit. Administrative Status Information is carried in the Admin_Status object.

3. GMPLS-RSVP Details

This section provides the GMPLS-RSVP [RFC3473] specification for communication of alarm information. The communication of alarm information is OPTIONAL. This section applies to nodes that support communication of alarm information.

3.1. ALARM_SPEC Objects

The ALARM_SPEC objects use the same format as the ERROR_SPEC object, but with class number of 198 (assigned by IANA in the form 11bbbbbb, per Section 3.1.4).

- o Class = 198, C-Type = 1
Reserved. (C-Type value defined for ERROR_SPEC, but is not defined for use with ALARM_SPEC.)
- o Class = 198, C-Type = 2
Reserved. (C-Type value defined for ERROR_SPEC, but is not defined for use with ALARM_SPEC.)
- o IPv4 IF_ID ALARM_SPEC object: Class = 198, C-Type = 3
Definition same as IPv4 IF_ID ERROR_SPEC [RFC3473].
- o IPv6 IF_ID ALARM_SPEC object: Class = 198, C-Type = 4
Definition same as IPv6 IF_ID ERROR_SPEC [RFC3473].

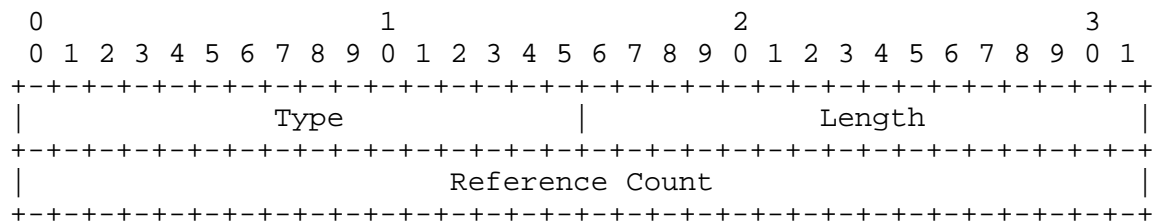
3.1.1. IF_ID ALARM_SPEC (and ERROR_SPEC) TLVs

The following new TLVs are defined for use with the IPv4 and IPv6 IF_ID ALARM_SPEC objects. They may also be used with the IPv4 and IPv6 IF_ID ERROR_SPEC objects. See [RFC3471] Section 9.1.1 for the original definition of these values. Note the length provided below is for the total TLV. All TLVs defined in this section are OPTIONAL.

The defined TLVs MUST follow any interface identifying TLVs. No rules apply to the relative ordering of the TLVs defined in this section.

Type	Length	Description
512	8	REFERENCE_COUNT
513	8	SEVERITY
514	8	GLOBAL_TIMESTAMP
515	8	LOCAL_TIMESTAMP
516	variable	ERROR_STRING

The Reference Count TLV has the following format:

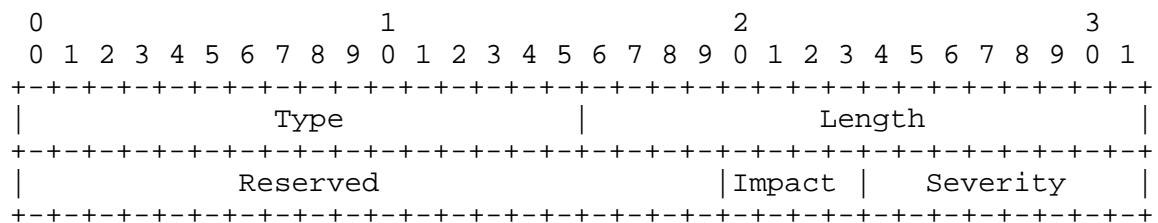


Reference Count: 32 bits

The number of times this alarm has been repeated as determined by the reporting node. This field MUST NOT be set to zero, and TLVs received with this field set to zero MUST be ignored.

Only one Reference Count TLV may be included in an object.

The Severity TLV has the following format:



Reserved: 20 bits

This field is reserved. It MUST be set to zero on generation, MUST be ignored on receipt, and MUST be forwarded unchanged and unexamined by transit nodes.

Impact: 4 bits

Indicates the impact of the alarm indicated in the TLV. See [M.20] for a general discussion on classification of failures. The following values are defined in this document. The details of the semantics may be found in [M.20].

Value	Definition
-----	-----
0	Unspecified impact
1	Non-Service Affecting (Data traffic not interrupted)
2	Service Affecting (Data traffic is interrupted)


Severity: 8 bits

Indicates the impact of the alarm indicated in the TLV. See [RFC3877] and [M.3100] for more information on severity. The following values are defined in this document. The details of the semantics may be found in [RFC3877] and [M.3100]:

Value	Definition
-----	-----
0	Cleared
1	Indeterminate
2	Critical
3	Major
4	Minor
5	Warning

Only one Severity TLV may be included in an object.

The Global Timestamp TLV has the following format:



Global Timestamp: 32 bits

An unsigned fixed-point integer that indicates the number of seconds since 00:00:00 UT on 1 January 1970 according to the clock on the node that originates this TLV. This time MAY include leap seconds if they are used by the local clock and SHOULD contain the same time value as used by the node when the alarm is reported through other systems (such as within the Management Plane) if global time is used in those reports.

Only one Global Timestamp TLV may be included in an object.

The Local Timestamp TLV has the following format:

```

      0               1               2               3
      0 1 2 3 4 5 6 7 8 9 0 1 2 3 4 5 6 7 8 9 0 1 2 3 4 5 6 7 8 9 0 1
+---+---+---+---+---+---+---+---+---+---+---+---+---+---+---+---+
|                                     |                                     |
|                                     Type                                     |
|                                     |                                     |
|                                     Length                                    |
|                                     |                                     |
|                                     Local Timestamp                        |
|                                     |                                     |
+---+---+---+---+---+---+---+---+---+---+---+---+---+---+---+---+

```

Local Timestamp: 32 bits

Number of seconds reported by the local system clock at the time the associated alarm was detected on the node that originates this TLV. This number is expected to be meaningful in the context of the originating node. For example, it may indicate the number of seconds since the node rebooted or may be a local representation of an unsynchronized real-time clock.

Only one Local Timestamp TLV may be included in an object.

The Error String TLV has the following format:

```

      0               1               2               3
      0 1 2 3 4 5 6 7 8 9 0 1 2 3 4 5 6 7 8 9 0 1 2 3 4 5 6 7 8 9 0 1
+---+---+---+---+---+---+---+---+---+---+---+---+---+---+---+---+
|                                     |                                     |
|                                     Type                                     |
|                                     |                                     |
|                                     Length                                    |
|                                     |                                     |
|                                     Error String (NULL padded display string)
|                                     |                                     |
+---+---+---+---+---+---+---+---+---+---+---+---+---+---+---+---+

```


Error String: 32 bits minimum (variable)

A string of characters in US-ASCII, representing the type of error/alarm. This string is padded to the next largest 4-byte boundary using null characters. Null padding is not required when the string is 32-bit aligned. The contents of error string are implementation dependent. See the condition types listed in Appendices of [GR833] for a list of example strings. Note length includes padding.

Multiple Error String TLVs may be included in an object.

3.1.2. Procedures

This section applies to nodes that support the communication of alarm information. ALARM_SPEC objects are carried in Path and Resv messages. Multiple ALARM_SPEC objects MAY be present.

Nodes that support the extensions defined in this document SHOULD store any alarm information from received ALARM_SPEC objects for future use. All ALARM_SPEC objects received in Path messages SHOULD be passed unmodified downstream in the corresponding Path messages. All ALARM_SPEC objects received in Resv messages SHOULD be passed unmodified upstream in the corresponding Resv messages. ALARM_SPEC objects are merged in transmitted Resv messages by including a copy of all ALARM_SPEC objects received in corresponding Resv Messages.

To advertise local alarm information, a node generates an ALARM_SPEC object for each alarm and adds it to both the Path and Resv messages for the impacted LSP.

In all cases, appropriate Error Node Address, Error Code, and Error Values MUST be set (see below for a discussion on Error Code and Error Values). As the InPlace and NotGuilty flags only have meaning in ERROR_SPEC objects, they SHOULD NOT be set. TLVs SHOULD be included in the ALARM_SPEC object to identify the interface, if any, associated with the alarm. The TLVs defined in [RFC3471] for identifying interfaces in the IF_ID ERROR_SPEC object [RFC3473] SHOULD be used for this purpose, but note that TLVs type 4 and 5 (component interfaces) are deprecated by [RFC4201] and SHOULD NOT be used. TLVs SHOULD also be included to indicate the severity (Severity TLV), the time (Global Timestamp and/or Local Timestamp TLVs), and a (brief) string (Error String TLV) associated with the alarm. The reference count TLV MAY also be included to indicate the number of times an alarm has been repeated at the reporting node. ALARM_SPEC objects received from other nodes are not impacted by the addition of local ALARM_SPEC objects, i.e., they continue to be processed as described above. The choice of which alarm or alarms to

advertise and which to omit is a local policy matter, and may be configurable by the user.

There are two ways to indicate time. A global timestamp TLV is used to provide an absolute time reference for the occurrence of an alarm. The local timestamp TLV is used to provide time reference for the occurrence of an alarm that is relative to other information advertised by the node. The global timestamp SHOULD be used on nodes that maintain an absolute time reference. Both timestamp TLVs MAY be used simultaneously.

Note, ALARM_SPEC objects SHOULD NOT be added to the Path and Resv states of LSPs that are in "alarm communication inhibited" state. ALARM_SPEC objects MAY be added to the state of LSPs that are in an "administratively down" state. These states are indicated by the I and A bits of the Admin_Status object; see Section 3.2.

To remove local alarm information, a node simply removes the matching locally generated ALARM_SPEC objects from the outgoing Path and Resv messages. A node MAY modify a locally generated ALARM_SPEC object.

Normal refresh and trigger message processing applies to Path or Resv messages that contain ALARM_SPEC objects. Note that changes in ALARM_SPEC objects from one message to the next may include a modification in the contents of a specific ALARM_SPEC object, or a change in the number of ALARM_SPEC objects present. All changes in ALARM_SPEC objects SHOULD be processed as trigger messages.

Failure to follow the above directives, in particular the ones labeled "SHOULD" and "SHOULD NOT", may result in the alarm information not being properly or fully communicated.

3.1.3. Error Codes and Values

The Error Codes and Values used in ALARM_SPEC objects are the same as those used in ERROR_SPEC objects. New Error Code values for use with both ERROR_SPEC and ALARM_SPEC objects may be assigned to support alarm types defined by other standards.

In this document we define one new Error Code. The Error Code uses the value 31 and is referred to as "Alarms". The values used in the Error Values field when the Error Code is "Alarms" are the same as the values defined in the IANAItuProbableCause Textual Convention of IANA-ITU-ALARM-TC-MIB in the Alarm MIB [RFC3877]. Note that these values are managed by IANA; see <http://www.iana.org>.

3.1.4. Backwards Compatibility

The support of ALARM_SPEC objects is OPTIONAL. Non-supporting nodes will (according to the rules defined in [RFC2205]) pass the objects through the node unmodified, because the ALARM_SPEC object has a C-Num of the form 11bbbbbb.

This allows alarm information to be collected and examined in a network built from a collection of nodes some of which support the communication of alarm information, and some of which do not.

3.2. Controlling Alarm Communication

Alarm information communication is controlled via Administrative Status Information as carried in the Admin_Status object. A new bit is defined, called the I bit, that indicates when alarm communication is to be inhibited. The definition of this bit does not modify the procedures defined in Section 7 of [RFC3473].

3.2.1. Updated Admin_Status Object

The format of the Admin_Status object is updated to include the I bit:

```

      0                               1                               2                               3
      0 1 2 3 4 5 6 7 8 9 0 1 2 3 4 5 6 7 8 9 0 1 2 3 4 5 6 7 8 9 0 1
+---+---+---+---+---+---+---+---+---+---+---+---+---+---+---+---+
|R|          Length          | Class-Num(196) | C-Type (1) |
+---+---+---+---+---+---+---+---+---+---+---+---+---+---+---+---+
|I|          Reserved          |I| |T|A|D|
+---+---+---+---+---+---+---+---+---+---+---+---+---+---+---+---+

```

Inhibit Alarm Communication (I): 1 bit

When set, indicates that alarm communication is disabled for the LSP and that nodes SHOULD NOT add local alarm information.

See Section 7.1 of [RFC3473] for the definition of the remaining bits.

3.2.2. Procedures

The I bit may be set and cleared using the procedures defined in Sections 7.2 and 7.3 of [RFC3473]. A node that receives (or generates) an Admin_Status object with the A or I bits set (1), SHOULD remove all locally generated alarm information from the matching LSP's outgoing Path and Resv messages. When a node receives (or generates) an Admin_Status object with the A and I bits clear (0) and there is local alarm information present, it SHOULD add the local

alarm information to the matching LSP's outgoing Path and Resv messages.

The processing of non-locally generated ALARM_SPEC objects MUST NOT be impacted by the contents of the Admin_Status object; that is, received ALARM_SPEC objects MUST be forwarded unchanged regardless of the received or transmitted settings of the I and A bits. Note that, per [RFC3473], the absence of the Admin_Status object is equivalent to receiving an object containing values all set to zero (0).

I bit related processing behavior MAY be overridden locally based on configuration.

When generating Notify messages for LSPs with the I bit set, the TLVs described in this document MAY be added to the ERROR_SPEC object sent in the Notify message.

3.3. Message Formats

This section presents the RSVP message-related formats as modified by this document. The formats specified in [RFC3473] served as the basis of these formats. The objects are listed in suggested ordering.

The format of a Path message is as follows:

```
<Path Message> ::=
    <Common Header> [ <INTEGRITY> ]
    [ [ <MESSAGE_ID_ACK> | <MESSAGE_ID_NACK> ] ... ]
    [ <MESSAGE_ID> ]
    <SESSION> <RSVP_HOP>
    <TIME_VALUES>
    [ <EXPLICIT_ROUTE> ]
    <LABEL_REQUEST>
    [ <PROTECTION> ]
    [ <LABEL_SET> ... ]
    [ <SESSION_ATTRIBUTE> ]
    [ <NOTIFY_REQUEST> ]
    [ <ADMIN_STATUS> ]
    [ <POLICY_DATA> ... ]
    [ <ALARM_SPEC> ... ]
    <sender descriptor>
```

<sender descriptor> is not modified by this document.

The format of a Resv message is as follows:

```
<Resv Message> ::=
    <Common Header> [ <INTEGRITY> ]
    [ [ <MESSAGE_ID_ACK> | <MESSAGE_ID_NACK> ] ... ]
    [ <MESSAGE_ID> ]
    <SESSION> <RSVP_HOP>
    <TIME_VALUES>
    [ <RESV_CONFIRM> ] [ <SCOPE> ]
    [ <NOTIFY_REQUEST> ]
    [ <ADMIN_STATUS> ]
    [ <POLICY_DATA> ... ]
    [ <ALARM_SPEC> ... ]
    <STYLE> <flow descriptor list>
```

<flow descriptor list> is not modified by this document.

3.4. Relationship to GMPLS UNI

[RFC4208] defines how GMPLS may be used in an overlay model to provide a user-to-network interface (UNI). In this model, restrictions may be applied to the information that is signaled between an edge-node and a core-node. This restriction allows the core network to limit the information that is visible outside of the core. This restriction may be made for confidentiality, privacy, or security reasons. It may also be made for operational reasons, for example, if the information is only applicable within the core network.

The extensions described in this document are candidates for filtering as described in [RFC4208]. In particular, the following observations apply.

- o An ingress or egress core-node MAY filter alarms from the GMPLS core to a client-node UNI LSP. This may be to protect information about the core network, or to indicate that the core network is performing or has completed recovery actions for the GMPLS LSP.
- o An ingress or egress core-node MAY modify alarms from the GMPLS core when sending to a client-node UNI LSP. This may facilitate the UNI client's ability to understand the failure and its effect on the data plane, and enable the UNI client to take corrective actions in a more appropriate manner.
- o Similarly, an egress core-node MAY choose not to request alarm reporting on Path messages that it sends downstream to the overlay network.

3.5. Relationship to GMPLS E-NNI

GMPLS may be used at the external network-to-network interface (E-NNI); see [ASON-APPL]. At this interface, restrictions may be applied to the information that is signaled between an egress and an ingress core-node.

This restriction allows the ingress core network to limit the information that is visible outside of its core network. This restriction may be made for confidentiality, privacy, or security reasons. It may also be made for operational reasons, for example, if the information is only applicable within the core network.

The extensions described in this document are candidates for filtering as described in [ASON-APPL]. In particular, the following observations apply.

- o An ingress or egress core-node MAY filter internal core network alarms. This may be to protect information about the internal network or to indicate that the core network is performing or has completed recovery actions for this LSP.
- o An ingress or egress core-node MAY modify internal core network alarms. This may facilitate the peering E-NNI (i.e., the egress core-node) to understand the failure and its effect on the data plane, and take corrective actions in a more appropriate manner or prolong the generated alarms upstream/downstream as appropriated.
- o Similarly, an egress/ingress core-node MAY choose not to request alarm reporting on Path messages that it sends downstream.

4. Security Considerations

Some operators may consider alarm information as sensitive. To support environments where this is the case, implementations SHOULD allow the user to disable the generation of ALARM_SPEC objects, or to filter or correlate them at domain boundaries.

This document introduces no additional security considerations. See [RFC3473] for relevant security considerations.

It may be noted that if the security considerations of [RFC3473] are breached, alarm information may be spoofed. Such spoofing would be at most annoying and cause slight degradation of control plane performance since the details are provided for information only and do not result in protocol actions beyond the exchange of messages to convey the information. If the protocol security is able to be breached sufficiently to allow spoofing of alarm information then

considerably more interesting and exciting damage can be caused by spoofing other elements of the protocol messages.

5. IANA Considerations

IANA administered assignment of new values for namespaces defined in this document and reviewed in this section.

5.1. New RSVP Object

IANA made the following assignments in the "Class Names, Class Numbers, and Class Types" section of the "RSVP PARAMETERS" registry located at <http://www.iana.org/assignments/rsvp-parameters>.

A new class named ALARM_SPEC (198) was created in the 11bbbbbb range with following values

- o Class = 198, C-Type = 1
RFC 4783
Reserved. (C-Type value defined for ERROR_SPEC, but is not defined for use with ALARM_SPEC.)
- o Class = 198, C-Type = 2
RFC 4783
Reserved. (C-Type value defined for ERROR_SPEC, but is not defined for use with ALARM_SPEC.)
- o IPv4 IF_ID ALARM_SPEC object: Class = 198, C-Type = 3
RFC 4783
Definition same as IPv4 IF_ID ERROR_SPEC [RFC3473].
- o IPv6 IF_ID ALARM_SPEC object: Class = 198, C-Type = 4
RFC 4783
Definition same as IPv6 IF_ID ERROR_SPEC [RFC3473].

The ALARM_SPEC object uses the Error Code and Error Values from the ERROR_SPEC object.

5.2. New Interface ID Types

IANA made the following assignments in the "Interface_ID Types" section of the "GMPLS Signaling Parameters" registry located at <http://www.iana.org/assignments/gmpls-sig-parameters>.

512	8	REFERENCE_COUNT	RFC 4783
513	8	SEVERITY	RFC 4783
514	8	GLOBAL_TIMESTAMP	RFC 4783
515	8	LOCAL_TIMESTAMP	RFC 4783
516	variable	ERROR_STRING	RFC 4783

5.3. New Registry for Admin-Status Object Bit Fields

IANA created a new section titled "Administrative Status Information Flags" in the "GMPLS Signaling Parameters" registry located at <http://www.iana.org/assignments/gmpls-sig-parameters> and made the following assignments:

Value	Name	Reference
0x80000000	Reflect (R)	[RFC3473/RFC3471]
0x00000010	Inhibit Alarm Communication (I)	RFC 4783
0x00000004	Testing (T)	[RFC3473/RFC3471]
0x00000002	Administratively down (A)	[RFC3473/RFC3471]
0x00000001	Deletion in progress (D)	[RFC3473/RFC3471]

5.4. New RSVP Error Code

IANA made the following assignments in the "Error Codes and Values" section of the "RSVP PARAMETERS" registry located at <http://www.iana.org/assignments/rsvp-parameters>.

31	Alarms	RFC 4783
----	--------	----------

The Error Value sub-codes for this Error Code have values and meanings identical to the values and meanings defined in the IANAItuProbableCause Textual Convention of IANA-ITU-ALARM-TC-MIB in the Alarm MIB [RFC3877]. Note that these values are already managed the IANA.

6. References

6.1. Normative References

- [RFC2119] Bradner, S., "Key words for use in RFCs to Indicate Requirement Levels", BCP 14, RFC 2119, March 1997.
- [RFC2205] Braden, R., Ed., Zhang, L., Berson, S., Herzog, S., and S. Jamin, "Resource ReSerVation Protocol (RSVP) -- Version 1 Functional Specification", RFC 2205, September 1997.
- [RFC3471] Berger, L., Ed., "Generalized Multi-Protocol Label Switching (GMPLS) Signaling Functional Description", RFC 3471, January 2003.
- [RFC3473] Berger, L., Ed., "Generalized Multi-Protocol Label Switching (GMPLS) Signaling Resource ReserVation Protocol-Traffic Engineering (RSVP-TE) Extensions", RFC 3473, January 2003.
- [RFC3877] Chisholm, S. and D. Romascanu, "Alarm Management Information Base (MIB)", RFC 3877, September 2004.
- [M.3100] ITU Recommendation M.3100, "Generic Network Information Model", 1995.

6.2. Informative References

- [RFC4201] Kompella, K., Rekhter, Y., and L. Berger, "Link Bundling in MPLS Traffic Engineering (TE)", RFC 4201, October 2005.
- [M.20] ITU-T, "MAINTENANCE PHILOSOPHY FOR TELECOMMUNICATION NETWORKS", Recommendation M.20, October 1992.
- [GR833] Bellcore, "Network Maintenance: Network Element and Transport Surveillance Messages" (GR-833-CORE), Issue 3, February 1999.
- [RFC4208] Swallow, G., Drake, J., Ishimatsu, H., and Y. Rekhter, "Generalized Multiprotocol Label Switching (GMPLS) User-Network Interface (UNI): Resource ReserVation Protocol-Traffic Engineering (RSVP-TE) Support for the Overlay Model", RFC 4208, October 2005.

[ASON-APPL] Papadimitriou, D., et al., "Generalized MPLS (GMPLS) RSVP-TE signaling usage in support of Automatically Switched Optical Network (ASON)", Work in Progress, July 2005.

7. Acknowledgments

Valuable comments and input were received from a number of people, including Wes Doonan, Bert Wijnen for the DISMAN reference, and Tom Petch for getting the DISMAN WG interactions started. We also thank David Black, Lars Eggert, Russ Housley, Dan Romascanu, and Magnus Westerlund for their valuable comments.

8. Contributors

Contributors are listed in alphabetical order:

Deborah Brungard
AT&T Labs, Room MT D1-3C22
200 Laurel Avenue
Middletown, NJ 07748, USA
Phone: (732) 420-1573
EMail: dbrungard@att.com

Igor Bryskin
Movaz Networks, Inc.
7926 Jones Branch Drive
Suite 615
McLean VA, 22102, USA
EMail: ibryskin@movaz.com

Adrian Farrel
Old Dog Consulting

Phone: +44 (0) 1978 860944
EMail: adrian@olddog.co.uk

Dimitri Papadimitriou (Alcatel)
Francis Wellesplein 1
B-2018 Antwerpen, Belgium

Phone: +32 3 240-8491
EMail: dimitri.papadimitriou@alcatel.be

Arun Satyanarayana
Cisco Systems, Inc
170 West Tasman Dr.
San Jose, CA 95134 USA
Phone: +1 408 853-3206
EMail: asatyana@cisco.com

Editor's Address

Lou Berger
LabN Consulting, L.L.C.

Phone: +1 301-468-9228
EMail: lberger@labn.net

Full Copyright Statement

Copyright (C) The IETF Trust (2006).

This document is subject to the rights, licenses and restrictions contained in BCP 78, and except as set forth therein, the authors retain all their rights.

This document and the information contained herein are provided on an "AS IS" basis and THE CONTRIBUTOR, THE ORGANIZATION HE/SHE REPRESENTS OR IS SPONSORED BY (IF ANY), THE INTERNET SOCIETY, THE IETF TRUST, AND THE INTERNET ENGINEERING TASK FORCE DISCLAIM ALL WARRANTIES, EXPRESS OR IMPLIED, INCLUDING BUT NOT LIMITED TO ANY WARRANTY THAT THE USE OF THE INFORMATION HEREIN WILL NOT INFRINGE ANY RIGHTS OR ANY IMPLIED WARRANTIES OF MERCHANTABILITY OR FITNESS FOR A PARTICULAR PURPOSE.

Intellectual Property

The IETF takes no position regarding the validity or scope of any Intellectual Property Rights or other rights that might be claimed to pertain to the implementation or use of the technology described in this document or the extent to which any license under such rights might or might not be available; nor does it represent that it has made any independent effort to identify any such rights. Information on the procedures with respect to rights in RFC documents can be found in BCP 78 and BCP 79.

Copies of IPR disclosures made to the IETF Secretariat and any assurances of licenses to be made available, or the result of an attempt made to obtain a general license or permission for the use of such proprietary rights by implementers or users of this specification can be obtained from the IETF on-line IPR repository at <http://www.ietf.org/ipr>.

The IETF invites any interested party to bring to its attention any copyrights, patents or patent applications, or other proprietary rights that may cover technology that may be required to implement this standard. Please address the information to the IETF at ietf-ipr@ietf.org.

Acknowledgement

Funding for the RFC Editor function is currently provided by the Internet Society.

