

PROTOCOL STANDARD FOR A NetBIOS SERVICE  
ON A TCP/UDP TRANSPORT:  
CONCEPTS AND METHODS

ABSTRACT

This RFC defines a proposed standard protocol to support NetBIOS services in a TCP/IP environment. Both local network and internet operation are supported. Various node types are defined to accommodate local and internet topologies and to allow operation with or without the use of IP broadcast.

This RFC describes the NetBIOS-over-TCP protocols in a general manner, emphasizing the underlying ideas and techniques. Detailed specifications are found in a companion RFC, "Protocol Standard For a NetBIOS Service on a TCP/UDP Transport: Detailed Specifications".

## SUMMARY OF CONTENTS

1. STATUS OF THIS MEMO	6
2. ACKNOWLEDGEMENTS	6
3. INTRODUCTION	7
4. DESIGN PRINCIPLES	7
5. OVERVIEW OF NetBIOS	10
6. NetBIOS FACILITIES SUPPORTED BY THIS STANDARD	15
7. REQUIRED SUPPORTING SERVICE INTERFACES AND DEFINITIONS	15
8. RELATED PROTOCOLS AND SERVICES	16
9. NetBIOS SCOPE	16
10. NetBIOS END-NODES	16
11. NetBIOS SUPPORT SERVERS	18
12. TOPOLOGIES	20
13. GENERAL METHODS	23
14. REPRESENTATION OF NETBIOS NAMES	25
15. NetBIOS NAME SERVICE	27
16. NetBIOS SESSION SERVICE	48
17. NETBIOS DATAGRAM SERVICE	55
18. NODE CONFIGURATION PARAMETERS	58
19. MINIMAL CONFORMANCE	59
REFERENCES	60
APPENDIX A - INTEGRATION WITH INTERNET GROUP MULTICASTING	61
APPENDIX B - IMPLEMENTATION CONSIDERATIONS	62

## TABLE OF CONTENTS

1. STATUS OF THIS MEMO	6
2. ACKNOWLEDGEMENTS	6
3. INTRODUCTION	7
4. DESIGN PRINCIPLES	8
4.1 PRESERVE NetBIOS SERVICES	8
4.2 USE EXISTING STANDARDS	8
4.3 MINIMIZE OPTIONS	8
4.4 TOLERATE ERRORS AND DISRUPTIONS	8
4.5 DO NOT REQUIRE CENTRAL MANAGEMENT	9
4.6 ALLOW INTERNET OPERATION	9
4.7 MINIMIZE BROADCAST ACTIVITY	9
4.8 PERMIT IMPLEMENTATION ON EXISTING SYSTEMS	9
4.9 REQUIRE ONLY THE MINIMUM NECESSARY TO OPERATE	9
4.10 MAXIMIZE EFFICIENCY	10
4.11 MINIMIZE NEW INVENTIONS	10
5. OVERVIEW OF NetBIOS	10
5.1 INTERFACE TO APPLICATION PROGRAMS	10
5.2 NAME SERVICE	11
5.3 SESSION SERVICE	12
5.4 DATAGRAM SERVICE	13
5.5 MISCELLANEOUS FUNCTIONS	14
5.6 NON-STANDARD EXTENSIONS	15
6. NetBIOS FACILITIES SUPPORTED BY THIS STANDARD	15
7. REQUIRED SUPPORTING SERVICE INTERFACES AND DEFINITIONS	15
8. RELATED PROTOCOLS AND SERVICES	16
9. NetBIOS SCOPE	16
10. NetBIOS END-NODES	16
10.1 BROADCAST (B) NODES	16
10.2 POINT-TO-POINT (P) NODES	16
10.3 MIXED MODE (M) NODES	16
11. NetBIOS SUPPORT SERVERS	18
11.1 NetBIOS NAME SERVER (NBNS) NODES	18
11.1.1 RELATIONSHIP OF THE NBNS TO THE DOMAIN NAME SYSTEM	19
11.2 NetBIOS DATAGRAM DISTRIBUTION SERVER (NBDD) NODES	19
11.3 RELATIONSHIP OF NBNS AND NBDD NODES	20
11.4 RELATIONSHIP OF NetBIOS SUPPORT SERVERS AND B NODES	20
12. TOPOLOGIES	20
12.1 LOCAL	20

12.1.1	B NODES ONLY	21
12.1.2	P NODES ONLY	21
12.1.3	MIXED B AND P NODES	21
12.2	INTERNET	22
12.2.1	P NODES ONLY	22
12.2.2	MIXED M AND P NODES	23
13.	GENERAL METHODS	23
13.1	REQUEST/RESPONSE INTERACTION STYLE	23
13.1.1	RETRANSMISSION OF REQUESTS	24
13.1.2	REQUESTS WITHOUT RESPONSES: DEMANDS	24
13.2	TRANSACTIONS	25
13.2.1	TRANSACTION ID	25
13.3	TCP AND UDP FOUNDATIONS	25
14.	REPRESENTATION OF NETBIOS NAMES	25
14.1	FIRST LEVEL ENCODING	26
14.2	SECOND LEVEL ENCODING	27
15.	NetBIOS NAME SERVICE	27
15.1	OVERVIEW OF NetBIOS NAME SERVICE	27
15.1.1	NAME REGISTRATION (CLAIM)	27
15.1.2	NAME QUERY (DISCOVERY)	28
15.1.3	NAME RELEASE	28
15.1.3.1	EXPLICIT RELEASE	28
15.1.3.2	NAME LIFETIME AND REFRESH	29
15.1.3.3	NAME CHALLENGE	29
15.1.3.4	GROUP NAME FADE-OUT	29
15.1.3.5	NAME CONFLICT	30
15.1.4	ADAPTER STATUS	31
15.1.5	END-NODE NBNS INTERACTION	31
15.1.5.1	UDP, TCP, AND TRUNCATION	31
15.1.5.2	NBNS WACK	32
15.1.5.3	NBNS REDIRECTION	32
15.1.6	SECURED VERSUS NON-SECURED NBNS	32
15.1.7	CONSISTENCY OF THE NBNS DATA BASE	32
15.1.8	NAME CACHING	34
15.2	NAME REGISTRATION TRANSACTIONS	34
15.2.1	NAME REGISTRATION BY B NODES	34
15.2.2	NAME REGISTRATION BY P NODES	35
15.2.2.1	NEW NAME, OR NEW GROUP MEMBER	35
15.2.2.2	EXISTING NAME AND OWNER IS STILL ACTIVE	36
15.2.2.3	EXISTING NAME AND OWNER IS INACTIVE	37
15.2.3	NAME REGISTRATION BY M NODES	38
15.3	NAME QUERY TRANSACTIONS	39
15.3.1	QUERY BY B NODES	39
15.3.2	QUERY BY P NODES	40
15.3.3	QUERY BY M NODES	43
15.3.4	ACQUIRE GROUP MEMBERSHIP LIST	43
15.4	NAME RELEASE TRANSACTIONS	44
15.4.1	RELEASE BY B NODES	44

15.4.2	RELEASE BY P NODES	44
15.4.3	RELEASE BY M NODES	44
15.5	NAME MAINTENANCE TRANSACTIONS	45
15.5.1	NAME REFRESH	45
15.5.2	NAME CHALLENGE	46
15.5.3	CLEAR NAME CONFLICT	47
15.6	ADAPTER STATUS TRANSACTIONS	47
16.	NetBIOS SESSION SERVICE	48
16.1	OVERVIEW OF NetBIOS SESSION SERVICE	49
16.1.1	SESSION ESTABLISHMENT PHASE OVERVIEW	49
16.1.1.1	RETRYING AFTER BEING RETARGETTED	50
16.1.1.2	SESSION ESTABLISHMENT TO A GROUP NAME	51
16.1.2	STEADY STATE PHASE OVERVIEW	51
16.1.3	SESSION TERMINATION PHASE OVERVIEW	51
16.2	SESSION ESTABLISHMENT PHASE	52
16.3	SESSION DATA TRANSFER PHASE	54
16.3.1	DATA ENCAPSULATION	54
16.3.2	SESSION KEEP-ALIVES	54
17.	NETBIOS DATAGRAM SERVICE	55
17.1	OVERVIEW OF NetBIOS DATAGRAM SERVICE	55
17.1.1	UNICAST, MULTICAST, AND BROADCAST	55
17.1.2	FRAGMENTATION OF NetBIOS DATAGRAMS	55
17.2	NetBIOS DATAGRAMS BY B NODES	57
17.3	NetBIOS DATAGRAMS BY P AND M NODES	58
18.	NODE CONFIGURATION PARAMETERS	58
19.	MINIMAL CONFORMANCE	59
REFERENCES		60
APPENDIX A		61
INTEGRATION WITH INTERNET GROUP MULTICASTING		61
A-1.	ADDITIONAL PROTOCOL REQUIRED IN B AND M NODES	61
A-2.	CONSTRAINTS	61
APPENDIX B		62
IMPLEMENTATION CONSIDERATIONS		62
B-1.	IMPLEMENTATION MODELS	62
B-1.1	MODEL INDEPENDENT CONSIDERATIONS	63
B-1.2	SERVICE OPERATION FOR EACH MODEL	63
B-2.	CASUAL AND RESTRICTED NetBIOS APPLICATIONS	64
B-3.	TCP VERSUS SESSION KEEP-ALIVES	66
B-4.	RETARGET ALGORITHMS	67
B-5.	NBDD SERVICE	68
B-6.	APPLICATION CONSIDERATIONS	68
B-6.1	USE OF NetBIOS DATAGRAMS	68

PROTOCOL STANDARD FOR A NetBIOS SERVICE  
ON A TCP/UDP TRANSPORT:  
CONCEPTS AND METHODS

1. STATUS OF THIS MEMO

This RFC specifies a proposed standard for the Internet community. Since this topic is new to the Internet community, discussions and suggestions are specifically requested.

Please send written comments to:

Karl Auerbach  
Epilogue Technology Corporation  
P.O. Box 5432  
Redwood City, CA 94063

Please send online comments to:

Avnish Aggarwal  
Internet: mtxinu!excelan!avnish@ucbvax.berkeley.edu  
Usenet: ucbvax!mtxinu!excelan!avnish

Distribution of this document is unlimited.

2. ACKNOWLEDGEMENTS

This RFC has been developed under the auspices of the Internet Activities Board, especially the End-to-End Services Task Force.

The following individuals have contributed to the development of this RFC:

Avnish Aggarwal	Arvind Agrawal	Lorenzo Aguilar
Geoffrey Arnold	Karl Auerbach	K. Ramesh Babu
Keith Ball	Amatzia Ben-Artzi	Vint Cerf
Richard Cherry	David Crocker	Steve Deering
Greg Ennis	Steve Holmgren	Jay Israel
David Kaufman	Lee LaBarre	James Lau
Dan Lynch	Gaylord Miyata	David Stevens
Steve Thomas	Ishan Wu	

The system proposed by this RFC does not reflect any existing Netbios-over-TCP implementation. However, the design incorporates considerable knowledge obtained from prior implementations. Special thanks goes to the following organizations which have provided this invaluable information:

CMC/Syros	Excelan	Sytek	Ungermann-Bass
-----------	---------	-------	----------------

### 3. INTRODUCTION

This RFC describes the ideas and general methods used to provide NetBIOS on a TCP and UDP foundation. A companion RFC, "Protocol Standard For a NetBIOS Service on a TCP/UDP Transport: Detailed Specifications"[1] contains detailed descriptions of packet formats, protocols, and defined constants and variables.

The NetBIOS service has become the dominant mechanism for personal computer networking. NetBIOS provides a vendor independent interface for the IBM Personal Computer (PC) and compatible systems.

NetBIOS defines a software interface not a protocol. There is no "official" NetBIOS service standard. In practice, however, the IBM PC-Network version is used as a reference. That version is described in the IBM document 6322916, "Technical Reference PC Network"[2].

Protocols supporting NetBIOS services have been constructed on diverse protocol and hardware foundations. Even when the same foundation is used, different implementations may not be able to interoperate unless they use a common protocol. To allow NetBIOS interoperation in the Internet, this RFC defines a standard protocol to support NetBIOS services using TCP and UDP.

NetBIOS has generally been confined to personal computers to date. However, since larger computers are often well suited to run certain NetBIOS applications, such as file servers, this specification has been designed to allow an implementation to be built on virtually any type of system where the TCP/IP protocol suite is available.

This standard defines a set of protocols to support NetBIOS services.

These protocols are more than a simple communications service involving two entities. Rather, this note describes a distributed system in which many entities play a part even if they are not involved as an end-point of a particular NetBIOS connection.

This standard neither constrains nor determines how those services are presented to application programs.

Nevertheless, it is expected that on computers operating under the PC-DOS and MS-DOS operating systems that the existing NetBIOS interface will be preserved by implementors.

NOTE: Various symbolic values are used in this document. For their definitions, refer to the Detailed Specifications[1].

#### 4. DESIGN PRINCIPLES

In order to develop the specification the following design principles were adopted to guide the effort. Most are typical to any protocol standardization effort; however, some have been assigned priorities that may be considered unusual.

##### 4.1. PRESERVE NetBIOS SERVICES

In the absence of an "official" standard for NetBIOS services, the version found in the IBM PC Network Technical Reference[2] is used.

NetBIOS is the foundation of a large body of existing applications. It is desirable to operate these applications on TCP networks and to extend them beyond personal computers into larger hosts. To support these applications, NetBIOS on TCP must closely conform to the services offered by existing NetBIOS systems.

IBM PC-Network NetBIOS contains some implementation specific characteristics. This standard does not attempt to completely preserve these. It is certain that some existing software requires these characteristics and will fail to operate correctly on a NetBIOS service based on this RFC.

##### 4.2. USE EXISTING STANDARDS

Protocol development, especially with standardization, is a demanding process. The development of new protocols must be minimized.

It is considered essential that an existing standard which provides the necessary functionality with reasonable performance always be chosen in preference to developing a new protocol.

When a standard protocol is used, it must be unmodified.

##### 4.3. MINIMIZE OPTIONS

The standard for NetBIOS on TCP should contain few, if any, options.

Where options are included, the options should be designed so that devices with different option selections should interoperate.

##### 4.4. TOLERATE ERRORS AND DISRUPTIONS

NetBIOS networks typically operate in an uncontrolled environment. Computers come on-line at arbitrary times. Computers usually go off-line without any notice to their peers. The software is often operated by users who are unfamiliar with networks and who may randomly perturb configuration settings.

Despite this chaos, NetBIOS networks work. NetBIOS on TCP must also



be able to operate well in this environment.

Robust operation does not necessarily mean that the network is proof against all disruptions. A typical NetBIOS network may be disrupted by certain types of behavior, whether inadvertent or malicious.

#### 4.5. DO NOT REQUIRE CENTRAL MANAGEMENT

NetBIOS on TCP should be able to operate, if desired, without centralized management beyond that typically required by a TCP based network.

#### 4.6. ALLOW INTERNET OPERATION

The proposed standard recognizes the need for NetBIOS operation across a set of networks interconnected by network (IP) level relays (gateways.)

However, the standard assumes that this form of operation will be less frequent than on the local MAC bridged-LAN.

#### 4.7. MINIMIZE BROADCAST ACTIVITY

The standard pre-supposes that the only broadcast services are those supported by UDP. Multicast capabilities are not assumed to be available in any form.

Despite the availability of broadcast capabilities, the standard recognizes that some administrations may wish to avoid heavy broadcast activity. For example, an administration may wish to avoid isolated non-participating hosts from the burden of receiving and discarding NetBIOS broadcasts.

#### 4.8. PERMIT IMPLEMENTATION ON EXISTING SYSTEMS

The NetBIOS on TCP protocol should be implementable on common operating systems, such as Unix(tm) and VAX/VMS(tm), without massive effort.

The NetBIOS protocols should not require services typically unavailable on presently existing TCP/UDP/IP implementations.

#### 4.9. REQUIRE ONLY THE MINIMUM NECESSARY TO OPERATE

The protocol definition should specify only the minimal set of protocols required for interoperation. However, additional protocol elements may be defined to enhance efficiency. These latter elements may be generated at the option of the sender, although they must be accepted by all receivers.

#### 4.10. MAXIMIZE EFFICIENCY

To be useful, a protocol must conduct its business quickly.

#### 4.11. MINIMIZE NEW INVENTIONS

When an existing protocol is not quite able to support a necessary function, but with a small amount of change, it could, that protocol should be used. This is felt to be easier to achieve than development of new protocols; further, it is likely to have more general utility for the Internet.

### 5. OVERVIEW OF NetBIOS

This section describes the NetBIOS services. It is for background information only. The reader may chose to skip to the next section.

NetBIOS was designed for use by groups of PCs, sharing a broadcast medium. Both connection (Session) and connectionless (Datagram) services are provided, and broadcast and multicast are supported. Participants are identified by name. Assignment of names is distributed and highly dynamic.

NetBIOS applications employ NetBIOS mechanisms to locate resources, establish connections, send and receive data with an application peer, and terminate connections. For purposes of discussion, these mechanisms will collectively be called the NetBIOS Service.

This service can be implemented in many different ways. One of the first implementations was for personal computers running the PC-DOS and MS-DOS operating systems. It is possible to implement NetBIOS within other operating systems, or as processes which are, themselves, simply application programs as far as the host operating system is concerned.

The NetBIOS specification, published by IBM as "Technical Reference PC Network"[2] defines the interface and services available to the NetBIOS user. The protocols outlined by that document pertain only to the IBM PC Network and are not generally applicable to other networks.

#### 5.1. INTERFACE TO APPLICATION PROGRAMS

NetBIOS on personal computers includes both a set of services and an exact program interface to those services. NetBIOS on other computer systems may present the NetBIOS services to programs using other interfaces. Except on personal computers, no clear standard for a NetBIOS software interface has emerged.

## 5.2. NAME SERVICE

NetBIOS resources are referenced by name. Lower-level address information is not available to NetBIOS applications. An application, representing a resource, registers one or more names that it wishes to use.

The name space is flat and uses sixteen alphanumeric characters. Names may not start with an asterisk (\*).

Registration is a bid for use of a name. The bid may be for exclusive (unique) or shared (group) ownership. Each application contends with the other applications in real time. Implicit permission is granted to a station when it receives no objections. That is, a bid is made and the application waits for a period of time. If no objections are received, the station assumes that it has permission.

A unique name should be held by only one station at a time. However, duplicates ("name conflicts") may arise due to errors.

All instances of a group name are equivalent.

An application referencing a name generally does not know (or care) whether the name is registered as a unique or a group name.

An explicit name deletion function is specified, so that applications may remove a name. Implicit name deletion occurs when a station ceases operation. In the case of personal computers, implicit name deletion is a frequent occurrence.

The Name Service primitives are:

- 1) Add Name

The requesting application wants exclusive use of the name.

- 2) Add Group Name

The requesting application is willing to share use of the name with other applications.

- 3) Delete Name

The application no longer requires use of the name. It is important to note that typical use of NetBIOS is among independently-operated personal computers. A common way to stop using a PC is to turn it off; in this case, the graceful give-back mechanism, provided by the Delete Name function, is not used. Because this occurs frequently, the network service must support this behavior.

### 5.3. SESSION SERVICE

A session is a reliable message exchange, conducted between a pair of NetBIOS applications. Sessions are full-duplex, sequenced, and reliable. Data is organized into messages. Each message may range in size from 0 to 131,071 bytes. No expedited or urgent data capabilities are present.

Multiple sessions may exist between any pair of calling and called names.

The parties to a connection have access to the calling and called names.

The NetBIOS specification does not define how a connection request to a shared (group) name resolves into a session. The usual assumption is that a session may be established with any one owner of the called group name.

An important service provided to NetBIOS applications is the detection of sessions failure. The loss of a session is reported to an application via all of the outstanding service requests for that session. For example, if the application has only a NetBIOS receive primitive pending and the session terminates, the pending receive will abort with a termination indication.

Session Service primitives are:

1) Call

Initiate a session with a process that is listening under the specified name. The calling entity must indicate both a calling name (properly registered to the caller) and a called name.

2) Listen

Accept a session from a caller. The listen primitive may be constrained to accept an incoming call from a named caller. Alternatively, a call may be accepted from any caller.

3) Hang Up

Gracefully terminate a session. All pending data is transferred before the session is terminated.

4) Send

Transmit one message. A time-out can occur. A time-out of any session send forces the non-graceful termination of the session.

A "chain send" primitive is required by the PC NetBIOS software interface to allow a single message to be gathered from pieces in various buffers. Chain Send is an interface detail and does not effect the protocol.

5) Receive

Receive data. A time-out can occur. A time-out on a session receive only terminates the receive, not the session, although the data is lost.

The receive primitive may be implemented with variants, such as "Receive Any", which is required by the PC NetBIOS software interface. Receive Any is an interface detail and does not effect the protocol.

6) Session Status

Obtain information about all of the requestor's sessions, under the specified name. No network activity is involved.

#### 5.4. DATAGRAM SERVICE

The Datagram service is an unreliable, non-sequenced, connectionless service. Datagrams are sent under cover of a name properly registered to the sender.

Datagrams may be sent to a specific name or may be explicitly broadcast.

Datagrams sent to an exclusive name are received, if at all, by the holder of that name. Datagrams sent to a group name are multicast to all holders of that name. The sending application program cannot distinguish between group and unique names and thus must act as if all non-broadcast datagrams are multicast.

As with the Session Service, the receiver of the datagram is told the sending and receiving names.

Datagram Service primitives are:

1) Send Datagram

Send an unreliable datagram to an application that is associated with the specified name. The name may be unique or group; the sender is not aware of the difference. If the name belongs to a group, then each member is to receive the datagram.

2) Send Broadcast Datagram

Send an unreliable datagram to any application with a Receive Broadcast Datagram posted.

3) Receive Datagram

Receive a datagram sent by a specified originating name to the specified name. If the originating name is an asterisk, then the datagram may have been originated under any name.

Note: An arriving datagram will be delivered to all pending Receiving Datagrams that have source and destination specifications matching those of the datagram. In other words, if a program (or group of programs) issue a series of identical Receive Datagrams, one datagram will cause the entire series to complete.

4) Receive Broadcast Datagram

Receive a datagram sent as a broadcast.

If there are multiple pending Receive Broadcast Datagram operations pending, all will be satisfied by the same received datagram.

#### 5.5. MISCELLANEOUS FUNCTIONS

The following functions are present to control the operation of the hardware interface to the network. These functions are generally implementation dependent.

1) Reset

Initialize the local network adapter.

2) Cancel

Abort a pending NetBIOS request. The successful cancel of a Send (or Chain Send) operation will terminate the associated session.

3) Adapter Status

Obtain information about the local network adapter or of a remote adapter.

4) Unlink

For use with Remote Program Load (RPL). Unlink redirects the PC boot disk device back to the local disk. See the

NetBIOS specification for further details concerning RPL and the Unlink operation (see page 2-35 in [2]).

5) Remote Program Load

Remote Program Load (RPL) is not a NetBIOS function. It is a NetBIOS application defined by IBM in their NetBIOS specification (see pages 2-80 through 2-82 in [2]).

5.6. NON-STANDARD EXTENSIONS

The IBM Token Ring implementation of NetBIOS has added at least one new user capability:

1) Find Name

This function determines whether a given name has been registered on the network.

6. NetBIOS FACILITIES SUPPORTED BY THIS STANDARD

The protocol specified by this standard permits an implementer to provide all of the NetBIOS services as described in the IBM "Technical Reference PC Network"[2].

The following NetBIOS facilities are outside the scope of this specification. These are local implementation matters and do not impact interoperability:

- RESET
- SESSION STATUS
- UNLINK
- RPL (Remote Program Load)

7. REQUIRED SUPPORTING SERVICE INTERFACES AND DEFINITIONS

The protocols described in this RFC require service interfaces to the following:

- TCP[3,4]
- UDP[5]

Byte ordering, addressing conventions (including addresses to be used for broadcasts and multicasts) are defined by the most recent version of:

- Assigned Numbers[6]

Additional definitions and constraints are in:

- IP[7]
- Internet Subnets[8,9,10]

## 8. RELATED PROTOCOLS AND SERVICES

The design of the protocols described in this RFC allow for the future incorporation of the following protocols and services. However, before this may occur, certain extensions may be required to the protocols defined in this RFC or to those listed below.

- Domain Name Service[11,12,13,14]
- Internet Group Multicast[15,16]

## 9. NetBIOS SCOPE

A "NetBIOS Scope" is the population of computers across which a registered NetBIOS name is known. NetBIOS broadcast and multicast datagram operations must reach the entire extent of the NetBIOS scope.

An internet may support multiple, non-intersecting NetBIOS Scopes.

Each NetBIOS scope has a "scope identifier". This identifier is a character string meeting the requirements of the domain name system for domain names.

NOTE: Each implementation of NetBIOS-over-TCP must provide mechanisms to manage the scope identifier(s) to be used.

Control of scope identifiers implies a requirement for additional NetBIOS interface capabilities. These may be provided through extensions of the user service interface or other means (such as node configuration parameters.) The nature of these extensions is not part of this specification.

## 10. NetBIOS END-NODES

End-nodes support NetBIOS service interfaces and contain applications.

Three types of end-nodes are part of this standard:

- Broadcast ("B") nodes
- Point-to-point ("P") nodes
- Mixed mode ("M") nodes

An IP address may be associated with only one instance of one of the above types.

Without having preloaded name-to-address tables, NetBIOS participants



are faced with the task of dynamically resolving references to one another. This can be accomplished with broadcast or mediated point-to-point communications.

B nodes use local network broadcasting to effect a rendezvous with one or more recipients. P and M nodes use the NetBIOS Name Server (NBNS) and the NetBIOS Datagram Distribution Server (NBDD) for this same purpose.

End-nodes may be combined in various topologies. No matter how combined, the operation of the B, P, and M nodes is not altered.

NOTE: It is recommended that the administration of a NetBIOS scope avoid using both M and B nodes within the same scope. A NetBIOS scope should contain only B nodes or only P and M nodes.

#### 10.1. BROADCAST (B) NODES

Broadcast (or "B") nodes communicate using a mix of UDP datagrams (both broadcast and directed) and TCP connections. B nodes may freely interoperate with one another within a broadcast area. A broadcast area is a single MAC-bridged "B-LAN". (See Appendix A for a discussion of using Internet Group Multicasting as a means to extend a broadcast area beyond a single B-LAN.)

#### 10.2. POINT-TO-POINT (P) NODES

Point-to-point (or "P") nodes communicate using only directed UDP datagrams and TCP sessions. P nodes neither generate nor listen for broadcast UDP packets. P nodes do, however, offer NetBIOS level broadcast and multicast services using capabilities provided by the NBNS and NBDD.

P nodes rely on NetBIOS name and datagram distribution servers. These servers may be local or remote; P nodes operate the same in either case.

#### 10.3. MIXED MODE (M) NODES

Mixed mode nodes (or "M") nodes are P nodes which have been given certain B node characteristics. M nodes use both broadcast and unicast. Broadcast is used to improve response time using the assumption that most resources reside on the local broadcast medium rather than somewhere in an internet.

M nodes rely upon NBNS and NBDD servers. However, M nodes may continue limited operation should these servers be temporarily unavailable.

## 11. NetBIOS SUPPORT SERVERS

Two types of support servers are part of this standard:

- NetBIOS name server ("NBNS") nodes
- Netbios datagram distribution ("NBDD") nodes

NBNS and NBDD nodes are invisible to NetBIOS applications and are part of the underlying NetBIOS mechanism.

NetBIOS name and datagram distribution servers are the focus of name and datagram activity for P and M nodes.

Both the name (NBNS) and datagram distribution (NBDD) servers are permitted to shift part of their operation to the P or M end-node which is requesting a service.

Since the assignment of responsibility is dynamic, and since P and M nodes must be prepared to operate should the NetBIOS server delegate control to the maximum extent, the system naturally accommodates improvements in NetBIOS server function. For example, as Internet Group Multicasting becomes more widespread, new NBDD implementations may elect to assume full responsibility for NetBIOS datagram distribution.

Interoperability between different implementations is assured by imposing requirements on end-node implementations that they be able to accept the full range of legal responses from the NBNS or NBDD.

### 11.1. NetBIOS NAME SERVER (NBNS) NODES

The NBNS is designed to allow considerable flexibility with its degree of responsibility for the accuracy and management of NetBIOS names. On one hand, the NBNS may elect not to accept full responsibility, leaving the NBNS essentially a "bulletin board" on which name/address information is freely posted (and removed) by P and M nodes without validation by the NBNS. Alternatively, the NBNS may elect to completely manage and validate names. The degree of responsibility that the NBNS assumes is asserted by the NBNS each time a name is claimed through a simple mechanism. Should the NBNS not assert full control, the NBNS returns enough information to the requesting node so that the node may challenge any putative holder of the name.

This ability to shift responsibility for NetBIOS name management between the NBNS and the P and M nodes allows a network administrator (or vendor) to make a tradeoff between NBNS simplicity, security, and delay characteristics.

A single NBNS may be implemented as a distributed entity, such as the Domain Name Service. However, this RFC does not attempt to define

the internal communications which would be used.

#### 11.1.1.1. RELATIONSHIP OF THE NBNS TO THE DOMAIN NAME SYSTEM

The NBNS design attempts to align itself with the Domain Name System in a number of ways.

First, the NetBIOS names are encoded in a form acceptable to the domain name system.

Second, a scope identifier is appended to each NetBIOS name. This identifier meets the restricted character set of the domain system and has a leading period. This makes the NetBIOS name, in conjunction with its scope identifier, a valid domain system name.

Third, the negotiated responsibility mechanisms permit the NBNS to be used as a simple bulletin board on which are posted (name,address) pairs. This parallels the existing domain system query service.

This RFC, however, requires the NBNS to provide services beyond those provided by the current domain name system. An attempt has been made to coalesce all the additional services which are required into a set of transactions which follow domain name system styles of interaction and packet formats.

Among the areas in which the domain name service must be extended before it may be used as an NBNS are:

- Dynamic addition of entries
- Dynamic update of entry data
- Support for multiple instance (group) entries
- Support for entry time-to-live values and ability to accept refresh messages to restart the time-to-live period
- New entry attributes

#### 11.2. NetBIOS DATAGRAM DISTRIBUTION SERVER (NBDD) NODES

The internet does not yet support broadcasting or multicasting. The NBDD extends NetBIOS datagram distribution service to this environment.

The NBDD may elect to complete, partially complete, or totally refuse to service a node's request to distribute a NetBIOS datagram. An end-node may query an NBDD to determine whether the NBDD will deliver a datagram to a specific NetBIOS name.

The design of NetBIOS-over-TCP lends itself to the use of Internet Group Multicast. For details see Appendix A.

### 11.3. RELATIONSHIP OF NBNS AND NBDD NODES

This RFC defines the NBNS and NBDD as distinct, separate entities.

In the absence of NetBIOS name information, a NetBIOS datagram distribution server must send a copy to each end-node within a NetBIOS scope.

An implementer may elect to construct NBNS and NBDD nodes which have a private protocol for the exchange of NetBIOS name information. Alternatively, an NBNS and NBDD may be implemented within the same device.

NOTE: Implementations containing private NBNS-NBDD protocols or combined NBNS-NBDD functions must be clearly identified.

### 11.4. RELATIONSHIP OF NetBIOS SUPPORT SERVERS AND B NODES

As defined in this RFC, neither NBNS nor NBDD nodes interact with B nodes. NetBIOS servers do not listen to broadcast traffic on any broadcast area to which they may be attached. Nor are the NetBIOS support servers even aware of B node activities or names claimed or used by B nodes.

It may be possible to extend both the NBNS and NBDD so that they participate in B node activities and act as a bridge to P and M nodes. However, such extensions are beyond the scope of this specification.

## 12. TOPOLOGIES

B, P, M, NBNS, and NBDD nodes may be combined in various ways to form useful NetBIOS environments. This section describes some of these combinations.

There are three classes of operation:

- Class 0: B nodes only.
- Class 1: P nodes only.
- Class 2: P and M nodes together.

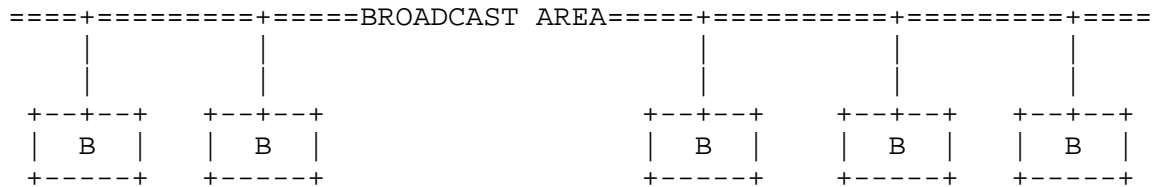
In the drawings which follow, any P node may be replaced by an M node. The effects of such replacement will be mentioned in conjunction with each example below.

### 12.1. LOCAL

A NetBIOS scope is operating locally when all entities are within the same broadcast area.

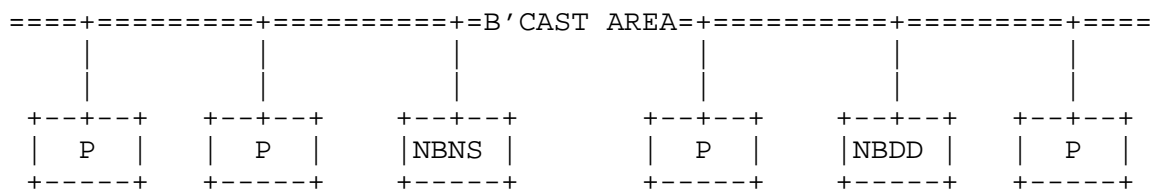
## 12.1.1. B NODES ONLY

Local operation with only B nodes is the most basic mode of operation. Name registration and discovery procedures use broadcast mechanisms. The NetBIOS scope is limited by the extent of the broadcast area. This configuration does not require NetBIOS support servers.



## 12.1.2. P NODES ONLY

This configuration would typically be used when the network administrator desires to eliminate NetBIOS as a source of broadcast activity.



This configuration operates the same as if it were in an internet and is cited here only due to its convenience as a means to reduce the use of broadcast.

Replacement of one or more of the P nodes with M nodes will not affect the operation of the other P and M nodes. P and M nodes will be able to interact with one another. Because M nodes use broadcast, overall broadcast activity will increase.

## 12.1.3. MIXED B AND P NODES

B and P nodes do not interact with one another. Replacement of P nodes with M nodes will allow B's and M's to interact.

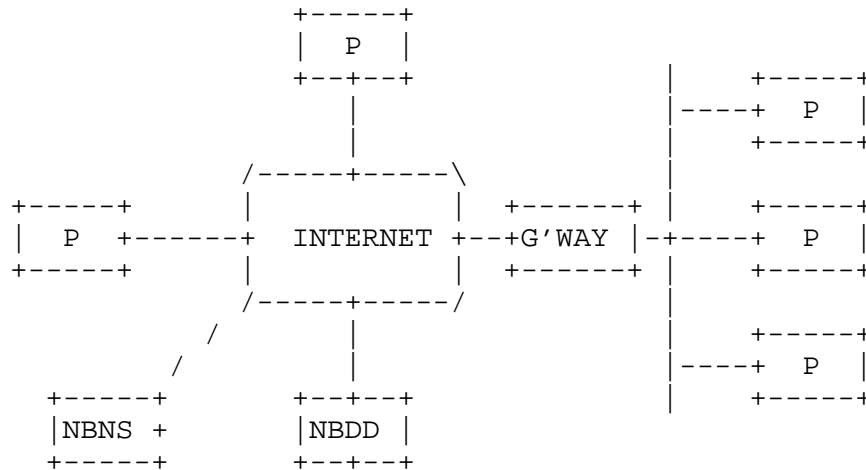
NOTE: B nodes and M nodes may be intermixed only on a local broadcast area. B and M nodes should not be intermixed in an internet environment.

## 12.2. INTERNET

## 12.2.1. P NODES ONLY

P nodes may be scattered at various locations in an internetwork. They require both an NBNS and an NBDD for NetBIOS name and datagram support, respectively.

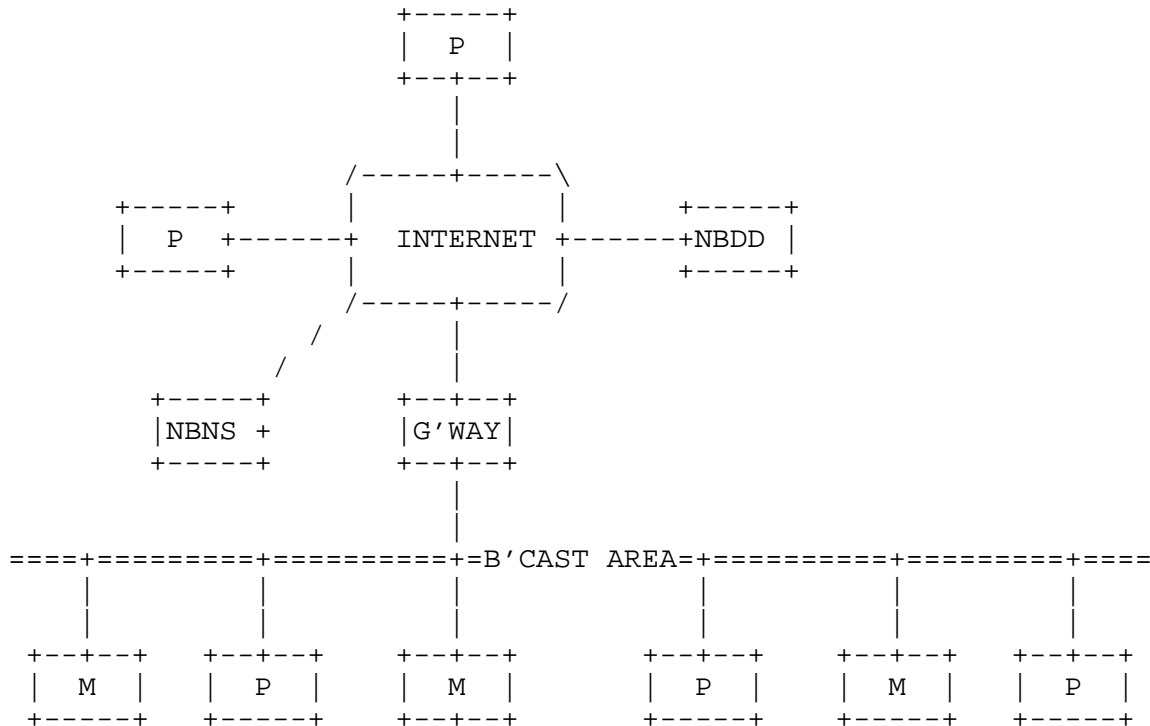
The NetBIOS scope is determined by the NetBIOS scope identifier (domain name) used by the various P (and M) nodes. An internet may contain numerous NetBIOS scopes.



Any P node may be replaced by an M node with no loss of function to any node. However, broadcast activity will be increased in the broadcast area to which the M node is attached.

## 12.2.2. MIXED M AND P NODES

M and P nodes may be mixed. When locating NetBIOS names, M nodes will tend to find names held by other M nodes on the same common broadcast area in preference to names held by P nodes or M nodes elsewhere in the network.



NOTE: B and M nodes should not be intermixed in an internet environment. Doing so would allow undetected NetBIOS name conflicts to arise and cause unpredictable behavior.

## 13. GENERAL METHODS

Overlying the specific protocols, described later, are a few general methods of interaction between entities.

## 13.1. REQUEST/RESPONSE INTERACTION STYLE

Most interactions between entities consist of a request flowing in one direction and a subsequent response flowing in the opposite direction.

In those situations where interactions occur on unreliable transports (i.e. UDP) or when a request is broadcast, there may not be a strict interlocking or one-to-one relationship between requests and responses.

In no case, however, is more than one response generated for a received request. While a response is pending the responding entity may send one or more wait acknowledgements.

#### 13.1.1. RETRANSMISSION OF REQUESTS

UDP is an unreliable delivery mechanism where packets can be lost, received out of transmit sequence, duplicated and delivery can be significantly delayed. Since the NetBIOS protocols make heavy use of UDP, they have compensated for its unreliability with extra mechanisms.

Each NetBIOS packet contains all the necessary information to process it. None of the protocols use multiple UDP packets to convey a single request or response. If more information is required than will fit in a single UDP packet, for example, when a P-type node wants all the owners of a group name from a NetBIOS server, a TCP connection is used. Consequently, the NetBIOS protocols will not fail because of out of sequence delivery of UDP packets.

To overcome the loss of a request or response packet, each request operation will retransmit the request if a response is not received within a specified time limit.

Protocol operations sensitive to successive response packets, such as name conflict detection, are protected from duplicated packets because they ignore successive packets with the same NetBIOS information. Since no state on the responder's node is associated with a request, the responder just sends the appropriate response whenever a request packet arrives. Consequently, duplicate or delayed request packets have no impact.

For all requests, if a response packet is delayed too long another request packet will be transmitted. A second response packet being sent in response to the second request packet is equivalent to a duplicate packet. Therefore, the protocols will ignore the second packet received. If the delivery of a response is delayed until after the request operation has been completed, successfully or not, the response packet is ignored.

#### 13.1.2. REQUESTS WITHOUT RESPONSES: DEMANDS

Some request types do not have matching responses. These requests are known as "demands". In general a "demand" is an imperative request; the receiving node is expected to obey. However, because demands are unconfirmed, they are used only in situations where, at most, limited damage would occur if the demand packet should be lost.

Demand packets are not retransmitted.



### 13.2. TRANSACTIONS

Interactions between a pair of entities are grouped into "transactions". These transactions comprise one or more request/response pairs.

#### 13.2.1. TRANSACTION ID

Since multiple simultaneous transactions may be in progress between a pair of entities a "transaction id" is used.

The originator of a transaction selects an ID unique to the originator. The transaction id is reflected back and forth in each interaction within the transaction. The transaction partners must match responses and requests by comparison of the transaction ID and the IP address of the transaction partner. If no matching request can be found the response must be discarded.

A new transaction ID should be used for each transaction. A simple 16 bit transaction counter ought to be an adequate id generator. It is probably not necessary to search the space of outstanding transaction ID to filter duplicates: it is extremely unlikely that any transaction will have a lifetime that is more than a small fraction of the typical counter cycle period. Use of the IP addresses in conjunction with the transaction ID further reduces the possibility of damage should transaction IDs be prematurely re-used.

### 13.3. TCP AND UDP FOUNDATIONS

This version of the NetBIOS-over-TCP protocols uses UDP for many interactions. In the future this RFC may be extended to permit such interactions to occur over TCP connections (perhaps to increase efficiency when multiple interactions occur within a short time or when NetBIOS datagram traffic reveals that an application is using NetBIOS datagrams to support connection- oriented service.)

## 14. REPRESENTATION OF NETBIOS NAMES

NetBIOS names as seen across the client interface to NetBIOS are exactly 16 bytes long. Within the NetBIOS-over-TCP protocols, a longer representation is used.

There are two levels of encoding. The first level maps a NetBIOS name into a domain system name. The second level maps the domain system name into the "compressed" representation required for interaction with the domain name system.

Except in one packet, the second level representation is the only NetBIOS name representation used in NetBIOS-over-TCP packet formats. The exception is the RDATA field of a NODE STATUS RESPONSE packet.

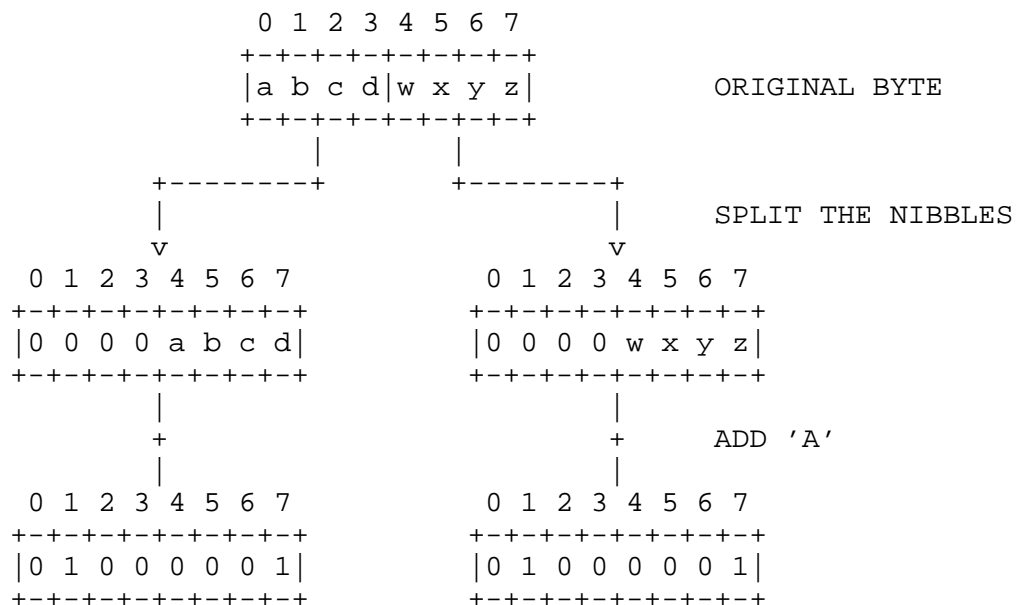
### 14.1. FIRST LEVEL ENCODING

The first level representation consists of two parts:

- NetBIOS name
- NetBIOS scope identifier

The 16 byte NetBIOS name is mapped into a 32 byte wide field using a reversible, half-ASCII, biased encoding. Each half-octet of the NetBIOS name is encoded into one byte of the 32 byte field. The first half octet is encoded into the first byte, the second half-octet into the second byte, etc.

Each 4-bit, half-octet of the NetBIOS name is treated as an 8-bit, right-adjusted, zero-filled binary number. This number is added to value of the ASCII character 'A' (hexidecimal 41). The resulting 8-bit number is stored in the appropriate byte. The following diagram demonstrates this procedure:



This encoding results in a NetBIOS name being represented as a sequence of 32 ASCII, upper-case characters from the set  $\{A,B,C\dots N,O,P\}$ .

The NetBIOS scope identifier is a valid domain name (without a leading dot).

An ASCII dot (2E hexadecimal) and the scope identifier are appended to the encoded form of the NetBIOS name, the result forming a valid domain name.

For example, the NetBIOS name "The NetBIOS name" in the NetBIOS scope "SCOPE.ID.COM" would be represented at level one by the ASCII character string:

FEGHGFCAEOGFHEECEJEPFDCAHEGBGNF.SCOPE.ID.COM

#### 14.2. SECOND LEVEL ENCODING

The first level encoding must be reduced to second level encoding. This is performed according to the rules defined in on page 31 of RFC 883[12] in the section on "Domain name representation and compression". Also see the section titled "Name Formats" in the Detailed Specifications[1].

#### 15. NetBIOS NAME SERVICE

Before a name may be used, the name must be registered by a node. Once acquired, the name must be defended against inconsistent registration by other nodes. Before building a NetBIOS session or sending a NetBIOS datagram, the one or more holders of the name must be located.

The NetBIOS name service is the collection of procedures through which nodes acquire, defend, and locate the holders of NetBIOS names.

The name service procedures are different depending whether the end-node is of type B, P, or M.

##### 15.1. OVERVIEW OF NetBIOS NAME SERVICE

###### 15.1.1. NAME REGISTRATION (CLAIM)

Each NetBIOS node can own more than one name. Names are acquired dynamically through the registration (name claim) procedures.

Every node has a permanent unique name. This name, like any other name, must be explicitly registered by all end-node types.

A name can be unique (exclusive) or group (non-exclusive). A unique name may be owned by a single node; a group name may be owned by any number of nodes. A name ceases to exist when it is not owned by at least one node. There is no intrinsic quality of a name which determines its characteristics: these are established at the time of registration.

Each node maintains state information for each name it has registered. This information includes:

- Whether the name is a group or unique name
- Whether the name is "in conflict"
- Whether the name is in the process of being deleted

B nodes perform name registration by broadcasting claim requests, soliciting a defense from any node already holding the name.

P nodes perform name registration through the agency of the NBNS.

M nodes register names through an initial broadcast, like B nodes, then, in the absence of an objection, by following the same procedures as a P node. In other words, the broadcast action may terminate the attempt, but is not sufficient to confirm the registration.

#### 15.1.2. NAME QUERY (DISCOVERY)

Name query (also known as "resolution" or "discovery") is the procedure by which the IP address(es) associated with a NetBIOS name are discovered. Name query is required during the following operations:

During session establishment, calling and called names must be specified. The calling name must exist on the node that posts the CALL. The called name must exist on a node that has previously posted a LISTEN. Either name may be a unique or group name.

When a directed datagram is sent, a source and destination name must be specified. If the destination name is a group name, a datagram is sent to all the members of that group.

Different end-node types perform name resolution using different techniques, but using the same packet formats:

- B nodes solicit name information by broadcasting a request.
- P nodes ask the NBNS.
- M nodes broadcast a request. If that does not provide the desired information, an inquiry is sent to the NBNS.

#### 15.1.3. NAME RELEASE

NetBIOS names may be released explicitly or silently by an end- node. Silent release typically occurs when an end-node fails or is turned-off. Most of the mechanisms described below are present to detect silent name release.

##### 15.1.3.1. EXPLICIT RELEASE

B nodes explicitly release a name by broadcasting a notice.

P nodes send a notification to their NBNS.

M nodes both broadcast a notice and inform their supporting NBNS.

#### 15.1.3.2. NAME LIFETIME AND REFRESH

Names held by an NBNS are given a lifetime during name registration. The NBNS will consider a name to have been silently released if the end-node fails to send a name refresh message to the NBNS before the lifetime expires. A refresh restarts the lifetime clock.

NOTE: The implementor should be aware of the tradeoff between accuracy of the database and the internet overhead that the refresh mechanism introduces. The lifetime period should be tuned accordingly.

For group names, each end-node must send refresh messages. A node that fails to do so will be considered to have silently released the name and dropped from the group.

The lifetime period is established through a simple negotiation mechanism during name registration: In the name registration request, the end-node proposes a lifetime value or requests an infinite lifetime. The NBNS places an actual lifetime value into the name registration response. The NBNS is always allowed to respond with an infinite actual period. If the end node proposed an infinite lifetime, the NBNS may respond with any definite period. If the end node proposed a definite period, the NBNS may respond with any definite period greater than or equal to that proposed.

This negotiation of refresh times gives the NBNS means to disable or enable refresh activity. The end-nodes may set a minimum refresh cycle period.

NBNS implementations which are completely reliable may disable refresh.

#### 15.1.3.3. NAME CHALLENGE

To detect whether a node has silently released its claim to a name, it is necessary on occasion to challenge that node's current ownership. If the node defends the name then the node is allowed to continue possession. Otherwise it is assumed that the node has released the name.

A name challenge may be issued by an NBNS or by a P or M node. A challenge may be directed towards any end-node type: B, P, or M.

#### 15.1.3.4. GROUP NAME FADE-OUT

NetBIOS groups may contain an arbitrarily large number of members. The time to challenge all members could be quite large.

To avoid long delays when names are claimed through an NBNS, an

optimistic heuristic has been adopted. It is assumed that there will always be some node which will defend a group name. Consequently, it is recommended that the NBNS will immediately reject a claim request for a unique name when there already exists a group with the same name. The NBNS will never return an IP address (in response to a NAME REGISTRATION REQUEST) when a group name exists.

An NBNS will consider a group to have faded out of existence when the last remaining member fails to send a timely refresh message or explicitly releases the name.

#### 15.1.3.5. NAME CONFLICT

Name conflict exists when a unique name has been claimed by more than one node on a NetBIOS network. B, M, and NBNS nodes may detect a name conflict. The detection mechanism used by B and M nodes is active only during name discovery. The NBNS may detect conflict at any time it verifies the consistency of its name database.

B and M nodes detect conflict by examining the responses received in answer to a broadcast name query request. The first response is taken as authoritative. Any subsequent, inconsistent responses represent conflicts.

Subsequent responses are inconsistent with the authoritative response when:

- The subsequent response has the same transaction ID as the NAME QUERY REQUEST.

- AND

- The subsequent response is not a duplicate of the authoritative response.

- AND EITHER:

- The group/unique characteristic of the authoritative response is "unique".

- OR

- The group/unique characteristic of the subsequent response is "unique".

The period in which B and M nodes examine responses is limited by a conflict timer, CONFLICT\_TIMER. The accuracy or duration of this timer is not crucial: the NetBIOS system will continue to operate even with persistent name conflicts.

Conflict conditions are signaled by sending a NAME CONFLICT DEMAND to the node owning the offending name. Nothing is sent to the node which originated the authoritative response.

Any end-node that receives NAME CONFLICT DEMAND is required to update its "local name table" to reflect that the name is in conflict. (The "local name table" on each node contains names that have been

successfully registered by that node.)

Notice that only those nodes that receive the name conflict message place a conflict mark next to a name.

Logically, a marked name does not exist on that node. This means that the node should not defend the name (for name claim purposes), should not respond to a name discovery requests for that name, nor should the node send name refresh messages for that name. Furthermore, it can no longer be used by that node for any session establishment or sending or receiving datagrams. Existing sessions are not affected at the time a name is marked as being in conflict.

The only valid user function against a marked name is DELETE NAME. Any other user NetBIOS function returns immediately with an error code of "NAME CONFLICT".

#### 15.1.4. ADAPTER STATUS

An end-node or the NBNS may ask any other end-node for a collection of information about the NetBIOS status of that node. This status consists of, among other things, a list of the names which the node believes it owns. The returned status is filtered to contain only those names which have the same NetBIOS scope identifier as the requestor's name.

When requesting node status, the requestor identifies the target node by NetBIOS name. A name query transaction may be necessary to acquire the IP address for the name. Locally cached name information may be used in lieu of a query transaction. The requesting node sends a NODE STATUS REQUEST. In response, the receiving node sends a NODE STATUS RESPONSE containing its local name table and various statistics.

The amount of status which may be returned is limited by the size of a UDP packet. However, this is sufficient for the typical NODE STATUS RESPONSE packet.

#### 15.1.5. END-NODE NBNS INTERACTION

There are certain characteristics of end-node to NBNS interactions which are in common and are independent of any particular transaction type.

##### 15.1.5.1. UDP, TCP, AND TRUNCATION

For all transactions between an end-node and an NBNS, either UDP or TCP may be used as a transport. If the NBNS receives a UDP based request, it will respond using UDP. If the amount of information exceeds what fits into a UDP packet, the response will contain a "truncation flag". In this situation, the end- node may open a TCP

connection to the NBNS, repeat the request, and receive a complete, untruncated response.

#### 15.1.5.2. NBNS WACK

While a name service request is in progress, the NBNS may issue a WAIT FOR ACKNOWLEDGEMENT RESPONSE (WACK) to assure the client end-node that the NBNS is still operational and is working on the request.

#### 15.1.5.3. NBNS REDIRECTION

The NBNS, because it follows Domain Name system styles of interaction, is permitted to redirect a client to another NBNS.

#### 15.1.6. SECURED VERSUS NON-SECURED NBNS

An NBNS may be implemented in either of two general ways: The NBNS may monitor, and participate in, name activity to ensure consistency. This would be a "secured" style NBNS. Alternatively, an NBNS may be implemented to be essentially a "bulletin board" on which name information is posted and responsibility for consistency is delegated to the end-nodes. This would be a "non-secured" style NBNS.

#### 15.1.7. CONSISTENCY OF THE NBNS DATA BASE

Even in a properly running NetBIOS scope the NBNS and its community of end-nodes may occasionally lose synchronization with respect to the true state of name registrations.

This may occur should the NBNS fail and lose all or part of its database.

More commonly, a P or M node may be turned-off (thus forgetting the names it has registered) and then be subsequently turned back on.

Finally, errors may occur or an implementation may be incorrect.

Various approaches have been incorporated into the NetBIOS-over- TCP protocols to minimize the impact of these problems.

1. The NBNS (or any other node) may "challenge" (using a NAME QUERY REQUEST) an end-node to verify that it actually owns a name.

Such a challenge may occur at any time. Every end-node must be prepared to make a timely response.

Failure to respond causes the NBNS to consider that the end-node has released the name in question.



(If UDP is being used as the underlying transport, the challenge, like all other requests, must be retransmitted some number of times in the absence of a response.)

2. The NBNS (or any other node) may request (using the NODE STATUS REQUEST) that an end-node deliver its entire name table.

This may occur at any time. Every end-node must be prepared to make a timely response.

Failure to respond permits (but does not require) the NBNS to consider that the end-node has failed and released all names to which it had claims. (Like the challenge, on a UDP transport, the request must be retransmitted in the absence of a response.)

3. The NBNS may revoke a P or M node's use of a name by sending either a NAME CONFLICT DEMAND or a NAME RELEASE REQUEST to the node.

The receiving end-node may continue existing sessions which use that name, but must otherwise cease using that name. If the NBNS placed the name in conflict, the name may be re-acquired only by deletion and subsequent reclamation. If the NBNS requested that the name be released, the node may attempt to re-acquire the name without first performing a name release transaction.

4. The NBNS may impose a "time-to-live" on each name it registers. The registering node is made aware of this time value during the name registration procedure.

Simple or reliable NBNS's may impose an infinite time-to-live.

5. If an end-node holds any names that have finite time-to-live values, then that node must periodically send a status report to the NBNS. Each name is reported using the NAME REFRESH REQUEST packet.

These status reports restart the timers of both the NBNS and the reporting node. However, the only timers which are restarted are those associated with the name found in the status report. Timers on other names are not affected.

The NBNS may consider that a node has released any name which has not been refreshed within some multiple of name's time-to-live.

A well-behaved NBNS, would, however, issue a challenge to-

or request a list of names from-, the non-reporting end-node before deleting its name(s). The absence of a response, or of the name in a response, will confirm the NBNS decision to delete a name.

6. The absence of reports may cause the NBNS to infer that the end-node has failed. Similarly, receipt of information widely divergent from what the NBNS believes about the node, may cause the NBNS to consider that the end-node has been restarted.

The NBNS may analyze the situation through challenges or requests for a list of names.

7. A very cautious NBNS is free to poll nodes (by sending NAME QUERY REQUEST or NODE STATUS REQUEST packets) to verify that their name status is the same as that registered in the NBNS.

NOTE: Such polling activity, if used at all by an implementation, should be kept at a very low level or enabled only during periods when the NBNS has some reason to suspect that its information base is inaccurate.

8. P and M nodes can detect incorrect name information at session establishment.

If incorrect information is found, NBNS is informed via a NAME RELEASE REQUEST originated by the end-node which detects the error.

#### 15.1.8. NAME CACHING

An end-node may keep a local cache of NetBIOS name-to-IP address translation entries.

All cache entries should be flushed on a periodic basis.

In addition, a node ought to flush any cache information associated with an IP address if the node receives any information indicating that there may be any possibility of trouble with the node at that IP address. For example, if a NAME CONFLICT DEMAND is sent to a node, all cached information about that node should be cleared within the sending node.

#### 15.2. NAME REGISTRATION TRANSACTIONS

##### 15.2.1. NAME REGISTRATION BY B NODES

A name claim transaction initiated by a B node is broadcast throughout the broadcast area. The NAME REGISTRATION REQUEST will be

heard by all B and M nodes in the area. Each node examines the claim to see whether it is consistent with the names it owns. If an inconsistency exists, a NEGATIVE NAME REGISTRATION RESPONSE is unicast to the requestor. The requesting node obtains ownership of the name (or membership in the group) if, and only if, no NEGATIVE NAME REGISTRATION RESPONSEs are received within the name claim timeout, CONFLICT\_TIMER. (See "Defined Constants and Variables" in the Detailed Specification for the value of this timer.)

A B node proclaims its new ownership by broadcasting a NAME OVERWRITE DEMAND.

#### B-NODE REGISTRATION PROCESS

<-----NAME NOT ON NETWORK----->      <-----NAME ALREADY EXISTS----->

REQ. NODE	NODE HOLDING NAME	REQ. NODE
-----------	-------------------------	-----------

(BROADCAST) REGISTER ----->	(BROADCAST) REGISTER <-----
--------------------------------	--------------------------------

REGISTER ----->	REGISTER <-----
--------------------	--------------------

REGISTER ----->	NEGATIVE RESPONSE ----->
--------------------	-----------------------------

OVERWRITE ----->	(NODE DOES NOT HAVE THE NAME)
---------------------	-------------------------------

(NODE HAS THE NAME)

The NAME REGISTRATION REQUEST, like any request, must be repeated if no response is received within BCAST\_REQ\_RETRY\_TIMEOUT. Transmission of the request is attempted BCAST\_REQ\_RETRY\_COUNT times.

#### 15.2.2. NAME REGISTRATION BY P NODES

A name registration may proceed in various ways depending whether the name being registered is new to the NBNS. If the name is known to the NBNS, then challenges may be sent to the prior holder(s).

##### 15.2.2.1. NEW NAME, OR NEW GROUP MEMBER

The diagram, below, shows the sequence of events when an end-node registers a name which is new to the NBNS. (The diagram omits WACKs, NBNS redirections, and retransmission of requests.)

This same interaction will occur if the name being registered is a group name and the group already exists. The NBNS will add the

registrant to the set of group members.

P-NODE REGISTRATION PROCESS  
(server has no previous information about the name)

```

P-NODE                                NBNS
      REGISTER
      ----->
      POSITIVE RESPONSE
    <-----

```

The interaction is rather simple: the end-node sends a NAME REGISTRATION REQUEST, the NBNS responds with a POSITIVE NAME REGISTRATION RESPONSE.

#### 15.2.2.2. EXISTING NAME AND OWNER IS STILL ACTIVE

The following diagram shows interactions when an attempt is made to register a unique name, the NBNS is aware of an existing owner, and that existing owner is still active.

There are two sides to the diagram. The left side shows how a non-secured NBNS would handle the matter. Secured NBNS activity is shown on the right.

P-NODE REGISTRATION PROCESS  
(server HAS a previous owner that IS active)

```

<-----NON-SECURED STYLE----->  <-----SECURED STYLE----->

REQ. NODE          NBNS          NODE          NBNS          REQ.NODE
                                HOLDING
                                NAME

      REGISTER
    ----->
END-NODE CHALLENGE
<-----
      QUERY
    ----->
      QUERY
    ----->
      POSITIVE RESP
    ----->
      NEGATIVE RESPONSE
    ----->
    POSITIVE RESPONSE
  <-----

```

A non-secured NBNS will answer the NAME REGISTRATION REQUEST with a END-NODE CHALLENGE REGISTRATION RESPONSE. This response asks the end-node to issue a challenge transaction against the node indicated in the response. In this case, the prior node will defend against the challenge and the registering end-node will simply drop the registration attempt without further interaction with the NBNS.

A secured NBNS will refrain from answering the NAME REGISTRATION REQUEST until the NBNS has itself challenged the prior holder(s) of the name. In this case, the NBNS finds that that the name is still being defended and consequently returns a NEGATIVE NAME REGISTRATION RESPONSE to the registrant.

Due to the potential time for the secured NBNS to make the challenge(s), it is likely that a WACK will be sent by the NBNS to the registrant.

Although not shown in the diagram, a non-secured NBNS will send a NEGATIVE NAME REGISTRATION RESPONSE to a request to register a unique name when there already exists a group of the same name. A secured NBNS may elect to poll (or challenge) the group members to determine whether any active members remain. This may impose a heavy load on the network. It is recommended that group names be allowed to fade-out through the name refresh mechanism.

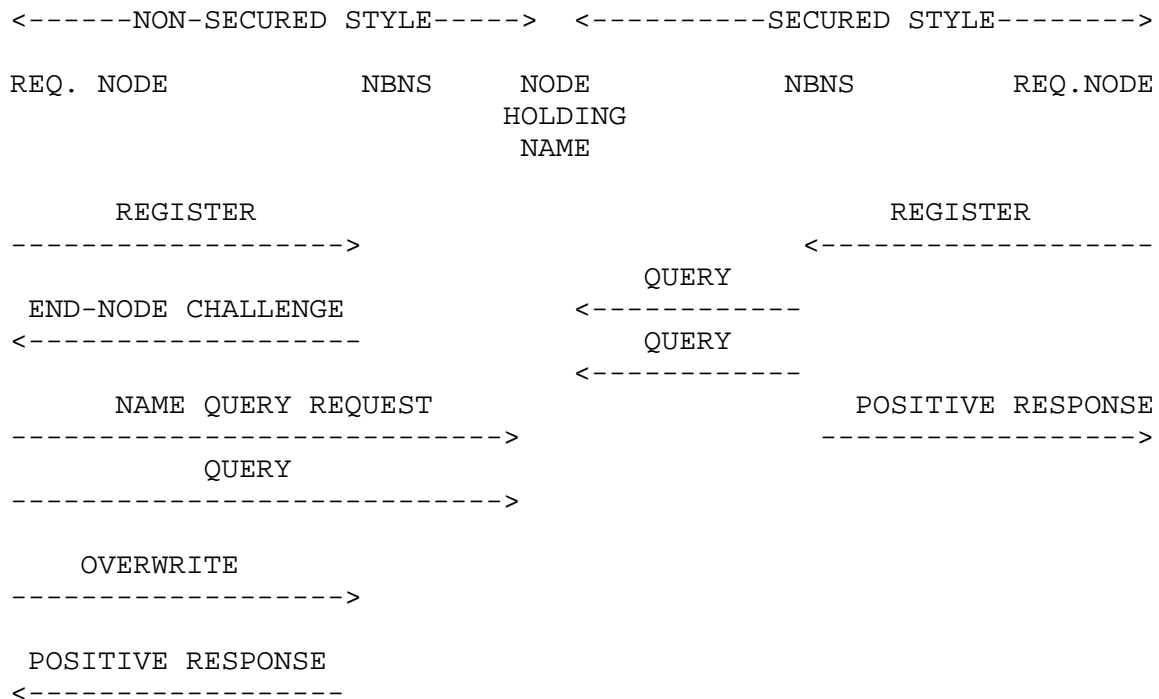
#### 15.2.2.3. EXISTING NAME AND OWNER IS INACTIVE

The following diagram shows interactions when an attempt is made to register a unique name, the NBNS is aware of an existing owner, and that existing owner is no longer active.

A non-secured NBNS will answer the NAME REGISTRATION REQUEST with a END-NODE CHALLENGE REGISTRATION RESPONSE. This response asks the end-node to issue a challenge transaction against the node indicated in the response. In this case, the prior node will not defend against the challenge. The registrant will inform the NBNS through a NAME OVERWRITE REQUEST. The NBNS will replace the prior name information in its database with the information in the overwrite request.

A secured NBNS will refrain from answering the NAME REGISTRATION REQUEST until the NBNS has itself challenged the prior holder(s) of the name. In this case, the NBNS finds that that the name is not being defended and consequently returns a POSITIVE NAME REGISTRATION RESPONSE to the registrant.

P-NODE REGISTRATION PROCESS  
(server HAS a previous owner that is NOT active)



Due to the potential time for the secured NBNS to make the challenge(s), it is likely that a WACK will be sent by the NBNS to the registrant.

A secured NBNS will immediately send a NEGATIVE NAME REGISTRATION RESPONSE in answer to any NAME OVERWRITE REQUESTS it may receive.

### 15.2.3. NAME REGISTRATION BY M NODES

An M node begin a name claim operation as if the node were a B node: it broadcasts a NAME REGISTRATION REQUEST and listens for NEGATIVE NAME REGISTRATION RESPONSEs. Any NEGATIVE NAME REGISTRATION RESPONSE prevents the M node from obtaining the name and terminates the claim operation.

If, however, the M node does not receive any NEGATIVE NAME REGISTRATION RESPONSE, the M node must continue the claim procedure as if the M node were a P node.

Only if both name claims were successful does the M node acquire the name.

The following diagram illustrates M node name registration:

## M-NODE REGISTRATION PROCESS

&lt;---NAME NOT IN BROADCAST AREA--&gt; &lt;---NAME IS IN BROADCAST AREA--&gt;

REQ. NODE	NODE HOLDING NAME	REQ. NODE
-----------	-------------------------	-----------

(BROADCAST) REGISTER  
----->(BROADCAST) REGISTER  
<-----REGISTER  
----->REGISTER  
<-----REGISTER  
----->NEGATIVE RESPONSE  
----->

	!	(NODE DOES NOT HAVE THE NAME)
INITIATE	!	
A P-NODE	!	
REGISTRATION	!	
	V	

## 15.3. NAME QUERY TRANSACTIONS

Name query transactions are initiated by end-nodes to obtain the IP address(es) and other attributes associated with a NetBIOS name.

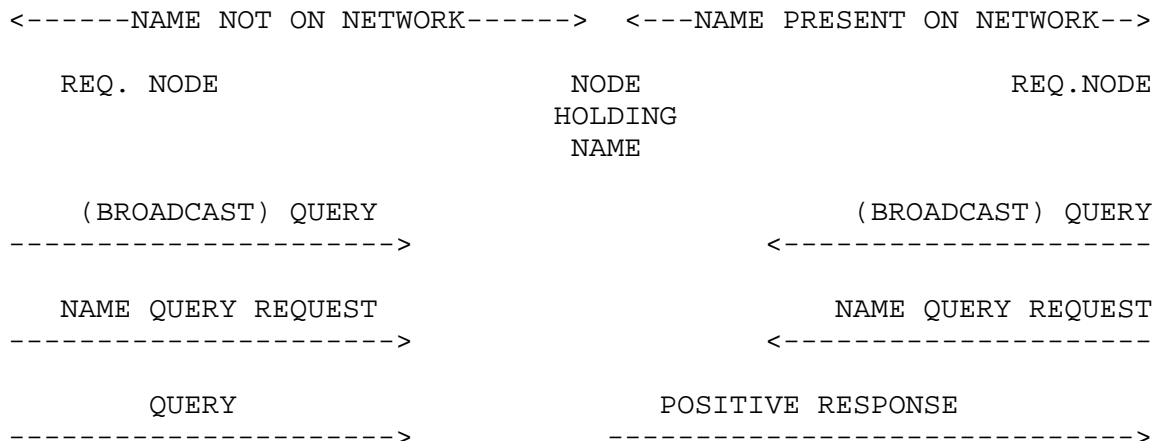
## 15.3.1. QUERY BY B NODES

The following diagram shows how B nodes go about discovering who owns a name.

The left half of the diagram illustrates what happens if there are no holders of the name. In that case no responses are received in answer to the broadcast NAME QUERY REQUEST(s).

The right half shows a POSITIVE NAME QUERY RESPONSE unicast by a name holder in answer to the broadcast request. A name holder will make this response to every NAME QUERY REQUEST that it hears. And each holder acts this way. Thus, the node sending the request may receive many responses, some duplicates, and from many nodes.

## B-NODE DISCOVERY PROCESS



Name query is generally, but not necessarily, a prelude to NetBIOS session establishment or NetBIOS datagram transmission. However, name query may be used for other purposes.

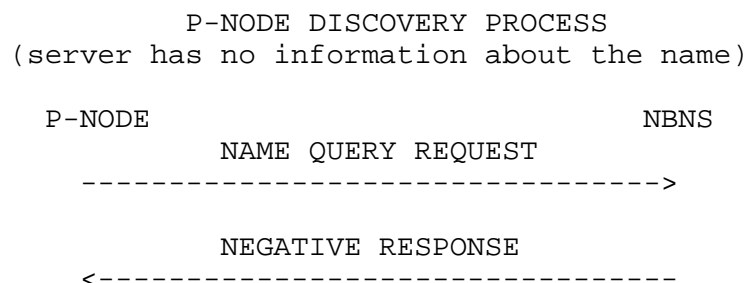
A B node may elect to build a group membership list for subsequent use (e.g. for session establishment) by collecting and saving the responses.

## 15.3.2. QUERY BY P NODES

An NBNS answers queries from a P node with a list of IP address and other information for each owner of the name. If there are multiple owners (i.e. if the name is a group name), the NBNS loads as many answers into the response as will fit into a UDP packet. A truncation flag indicates whether any additional owner information remains. All the information may be obtained by repeating the query over a TCP connection.

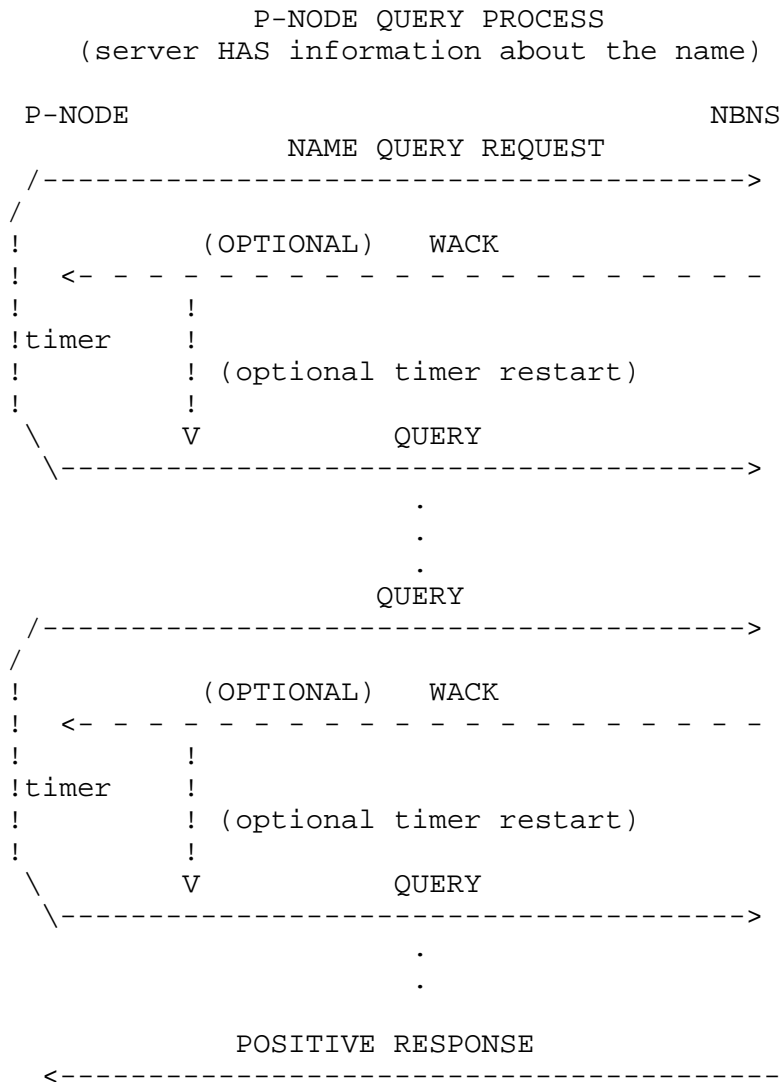
The NBNS is not required to impose any order on its answer list.

The following diagram shows what happens if the NBNS has no information about the name:





The next diagram illustrates interaction between the end-node and the NBNS when the NBNS does have information about the name. This diagram shows, in addition, the retransmission of the request by the end-node in the absence of a timely response. Also shown are WACKs (or temporary, intermediate responses) sent by the NBNS to the end-node:



The following diagram illustrates NBNS redirection. Upon receipt of a NAME QUERY REQUEST, the NBNS redirects the client to another NBNS. The client repeats the request to the new NBNS and obtains a response. The diagram shows that response as a POSITIVE NAME QUERY RESPONSE. However any legal NBNS response may occur in actual operation.

## NBNS REDIRECTION

```

P-NODE                                NBNS
      NAME QUERY REQUEST
      ----->

      REDIRECT NAME QUERY RESPONSE
      <-----

(START FROM THE
VERY BEGINNING
USING THE ADDRESS
OF THE NEWLY
SUPPLIED NBNS.)

```

```

P-NODE                                NEW
                                         NBNS
      NAME QUERY REQUEST
      ----->

      POSITIVE NAME QUERY RESPONSE
      <-----

```

The next diagram shows how a P or M node tells the NBNS that the NBNS has provided incorrect information. This procedure may begin after a DATAGRAM ERROR packet has been received or a session set-up attempt has discovered that the NetBIOS name does not exist at the destination, the IP address of which was obtained from the NBNS during a prior name query transaction. The NBNS, in this case a secure NBNS, issues queries to verify whether the information is, in fact, incorrect. The NBNS closes the transaction by sending either a POSITIVE or NEGATIVE NAME RELEASE RESPONSE, depending on the results of the verification.

## CORRECTING NBNS INFORMATION BASE

```

P-NODE                                NBNS
      NAME RELEASE REQUEST
      ----->

                                         QUERY
                                         ----->

                                         QUERY
                                         ----->

      (NAME TAKEN OFF THE DATABASE
      IF NBNS FINDS IT TO BE
      INCORRECT)

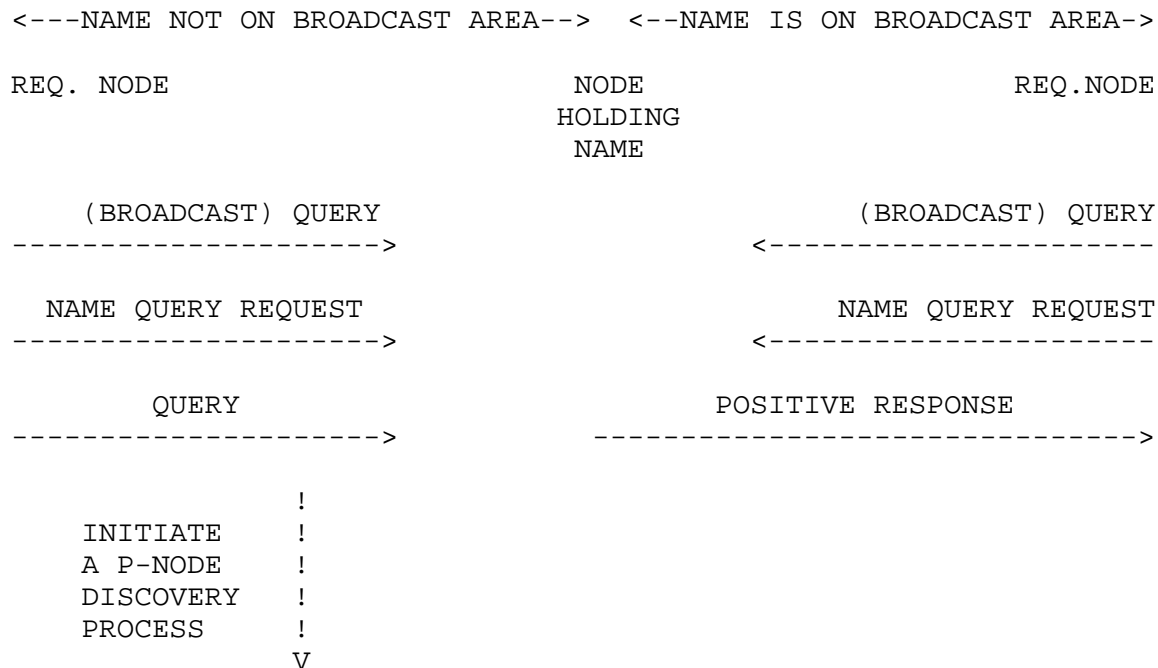
      POSITIVE/NEGATIVE RESPONSE
      <-----

```

## 15.3.3. QUERY BY M NODES

M node name query follows the B node pattern. In the absence of adequate results, the M node then continues by performing a P node type query. This is shown in the following diagram:

## M-NODE DISCOVERY PROCESS



## 15.3.4. ACQUIRE GROUP MEMBERSHIP LIST

The entire membership of a group may be acquired by sending a NAME QUERY REQUEST to the NBNS. The NBNS will respond with a POSITIVE NAME QUERY RESPONSE or a NEGATIVE NAME QUERY RESPONSE. A negative response completes the procedure and indicates that there are no members in the group.

If the positive response has the truncation bit clear, then the response contains the entire list of group members. If the truncation bit is set, then this entire procedure must be repeated, but using TCP as a foundation rather than UDP.

## 15.4. NAME RELEASE TRANSACTIONS

## 15.4.1. RELEASE BY B NODES

A NAME RELEASE DEMAND contains the following information:

- NetBIOS name
- The scope of the NetBIOS name
- Name type: unique or group
- IP address of the releasing node
- Transaction ID

REQUESTING  
B-NODE

OTHER  
B-NODES

NAME RELEASE DEMAND

----->

## 15.4.2. RELEASE BY P NODES

A NAME RELEASE REQUEST contains the following information:

- NetBIOS name
- The scope of the NetBIOS name
- Name type: unique or group
- IP address of the releasing node
- Transaction ID

A NAME RELEASE RESPONSE contains the following information:

- NetBIOS name
- The scope of the NetBIOS name
- Name type: unique or group
- IP address of the releasing node
- Transaction ID
- Result:
  - Yes: name was released
  - No: name was not released, a reason code is provided

REQUESTING  
P-NODE

NBNS

NAME RELEASE REQUEST

----->

NAME RELEASE RESPONSE

<-----

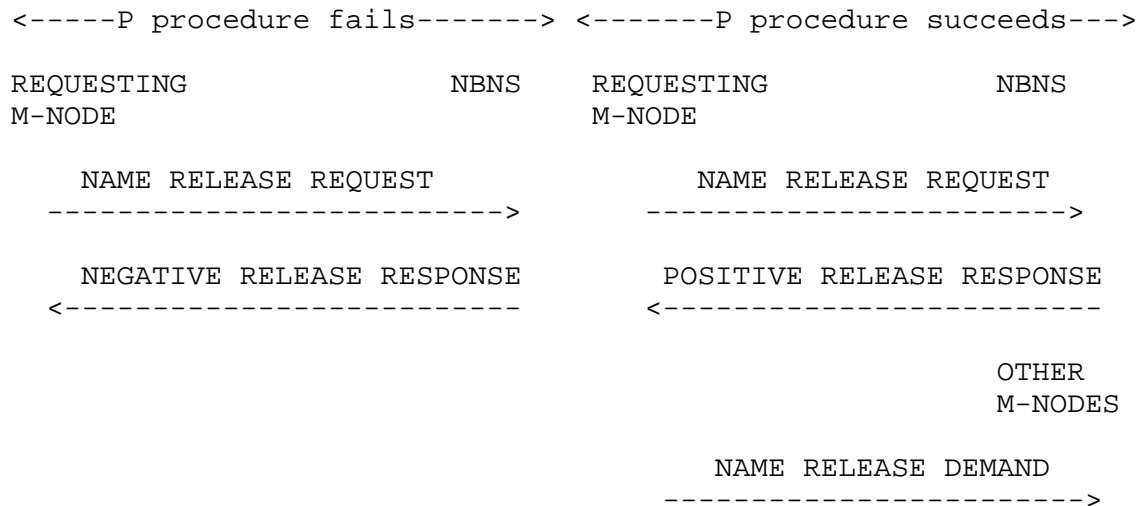
## 15.4.3. RELEASE BY M NODES

The name release procedure of the M node is a combination of the P and B node name release procedures. The M node first performs the P

release procedure. If the P procedure fails then the release procedure does not continue, it fails. If and only if the P procedure succeeds then the M node broadcasts the NAME RELEASE DEMAND to the broadcast area, the B procedure.

NOTE: An M node typically performs a B-style operation and then a P-style operation. In this case, however, the P-style operation comes first.

The following diagram illustrates the M node name release procedure:



## 15.5. NAME MAINTENANCE TRANSACTIONS

### 15.5.1. NAME REFRESH

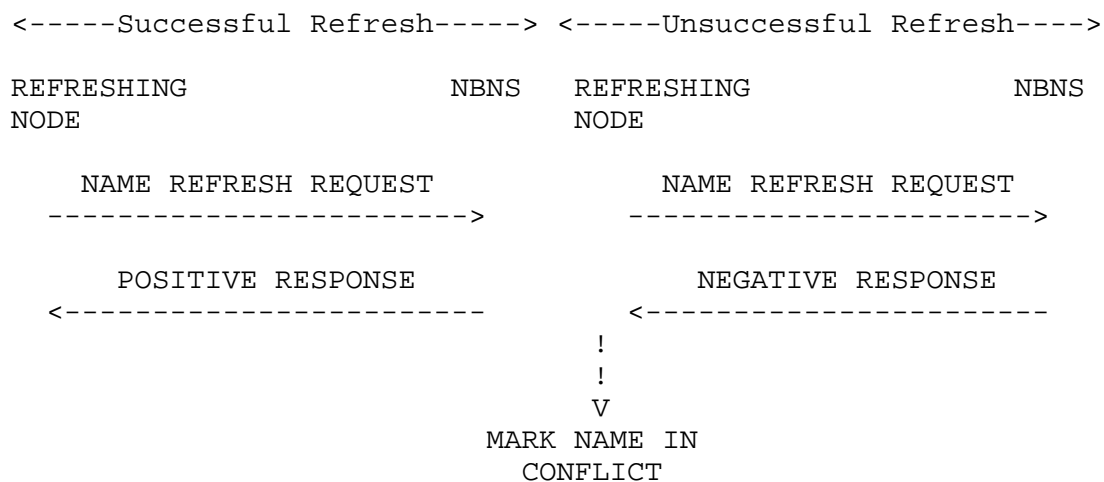
Name refresh transactions are used to handle the following situations:

- a) An NBNS node needs to detect if a P or M node has "silently" gone down, so that names held by that node can be purged from the data base.
- b) If the NBNS goes down, it needs to be able to reconstruct the data base when it comes back up.
- c) If the network should be partitioned, the NBNS needs to be able to be able to update its data base when the network reconnects.

Each P or M node is responsible for sending periodic NAME REFRESH REQUESTs for each name that it has registered. Each refresh packet contains a single name that has been successfully registered by that

node. The interval between such packets is negotiated between the end node and the NBNS server at the time that the name is initially claimed. At name claim time, an end node will suggest a refresh timeout value. The NBNS node can modify this value in the reply packet. A NBNS node can also choose to tell the end node to not send any refresh packet by using the "infinite" timeout value in the response packet. The timeout value returned by the NBNS is the actual refresh timeout that the end node must use.

When a node sends a NAME REFRESH REQUEST, it must be prepared to receive a negative response. This would happen, for example, if the the NBNS discovers that the the name had already been assigned to some other node. If such a response is received, the end node should mark the name as being in conflict. Such an entry should be treated in the same way as if name conflict had been detected against the name. The following diagram illustrates name refresh:



#### 15.5.2. NAME CHALLENGE

Name challenge is done by sending a NAME QUERY REQUEST to an end node of any type. If a POSITIVE NAME QUERY RESPONSE is returned, then that node still owns the name. If a NEGATIVE NAME QUERY RESPONSE is received or if no response is received, it can be assumed that the end node no longer owns the name.

Name challenge can be performed either by the NBNS node, or by an end node. When an end-node sends a name claim packet, the NBNS node may do the challenge operation. The NBNS node can choose, however, to require the end node do the challenge. In that case, the NBNS will send an END-NODE CHALLENGE RESPONSE packet to the end node, which should then proceed to challenge the putative owner.

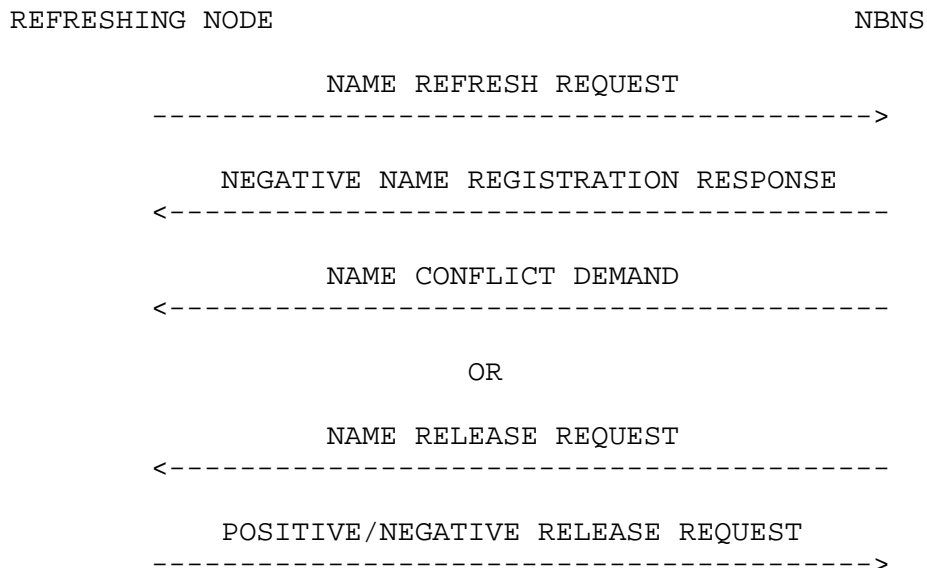
Note that the name challenge procedure sends a normal NAME QUERY REQUEST packet to the end node. It does not require a special packet. The only new packet introduced is the END-NODE CHALLENGE

RESPONSE which is sent by an NBNS node when the NBNS wants the end-node to perform the challenge operation.

### 15.5.3. CLEAR NAME CONFLICT

It is possible during a refresh request from a M or P node for a NBNS to detect a name in conflict. The response to the NAME REFRESH REQUEST must be a NEGATIVE NAME REGISTRATION RESPONSE. Optionally, in addition, the NBNS may send a NAME CONFLICT DEMAND or a NAME RELEASE REQUEST to the refreshing node. The NAME CONFLICT DEMAND forces the node to place the name in the conflict state. The node will eventually inform its user of the conflict. The NAME RELEASE REQUEST will force the node to flush the name from its local name table completely. This forces the node to flush the name in conflict. This does not cause termination of existing sessions using this name.

The following diagram shows an NBNS detecting and correcting a conflict:



### 15.6. ADAPTER STATUS TRANSACTIONS

Adapter status is obtained from a node as follows:

1. Perform a name discovery operation to obtain the IP addresses of a set of end-nodes.
2. Repeat until all end-nodes from the set have been used:
  - a. Select one end-node from the set.
  - b. Send a NODE STATUS REQUEST to that end-node using UDP.

- c. Await a NODE STATUS RESPONSE. (If a timely response is not forthcoming, repeat step "b" UCAST\_REQ\_RETRY\_COUNT times. After the last retry, go to step "a".)
- d. If the truncation bit is not set in the response, the response contains the entire node status. Return the status to the user and terminate this procedure.
- e. If the truncation bit is set in the response, then not all status was returned because it would not fit into the response packet. The responder will set the truncation bit if the IP datagram length would exceed MAX\_DATAGRAM\_LENGTH. Return the status to the user and terminate this procedure.

### 3. Return error to user, no status obtained.

The repetition of step 2, above, through all nodes of the set, is optional.

Following is an example transaction of a successful Adapter Status operation:

REQUESTING NODE	NAME OWNER
NAME QUERY REQUEST	
----->	
POSITIVE NAME QUERY RESPONSE	
<-----	
NODE STATUS REQUEST	
----->	
NODE STATUS RESPONSE	
<-----	

### 16. NetBIOS SESSION SERVICE

The NetBIOS session service begins after one or more IP addresses have been found for the target name. These addresses may have been acquired using the NetBIOS name query transactions or by other means, such as a local name table or cache.

NetBIOS session service transactions, packets, and protocols are identical for all end-node types. They involve only directed (point-to-point) communications.



## 16.1. OVERVIEW OF NetBIOS SESSION SERVICE

Session service has three phases:

Session establishment - it is during this phase that the IP address and TCP port of the called name is determined, and a TCP connection is established with the remote party.

Steady state - it is during this phase that NetBIOS data messages are exchanged over the session. Keep-alive packets may also be exchanged if the participating nodes are so configured.

Session close - a session is closed whenever either a party (in the session) closes the session or it is determined that one of the parties has gone down.

### 16.1.1. SESSION ESTABLISHMENT PHASE OVERVIEW

An end-node begins establishment of a session to another node by somehow acquiring (perhaps using the name query transactions or a local cache) the IP address of the node or nodes purported to own the destination name.

Every end-node awaits incoming NetBIOS session requests by listening for TCP calls to a well-known service port, SSN\_SRVC\_TCP\_PORT. Each incoming TCP connection represents the start of a separate NetBIOS session initiation attempt. The NetBIOS session server, not the ultimate application, accepts the incoming TCP connection(s).

Once the TCP connection is open, the calling node sends session service request packet. This packet contains the following information:

- Calling IP address (see note)
- Calling NetBIOS name
- Called IP address (see note)
- Called NetBIOS name

NOTE: The IP addresses are obtained from the TCP service interface.

When the session service request packet arrives at the NetBIOS server, one of the the following situations will exist:

- There exists a NetBIOS LISTEN compatible with the incoming call and there are adequate resources to permit session establishment to proceed.
- There exists a NetBIOS LISTEN compatible with the incoming call, but there are inadequate resources to permit

establishment of a session.

- The called name does, in fact, exist on the called node, but there is no pending NetBIOS LISTEN compatible with the incoming call.
- The called name does not exist on the called node.

In all but the first case, a rejection response is sent back over the TCP connection to the caller. The TCP connection is then closed and the session phase terminates. Any retry is the responsibility of the caller. For retries in the case of a group name, the caller may use the next member of the group rather than immediately retrying the instant address. In the case of a unique name, the caller may attempt an immediate retry using the same target IP address unless the called name did not exist on the called node. In that one case, the NetBIOS name should be re-resolved.

If a compatible LISTEN exists, and there are adequate resources, then the session server may transform the existing TCP connection into the NetBIOS data session. Alternatively, the session server may redirect, or "retarget" the caller to another TCP port (and IP address).

If the caller is redirected, the caller begins the session establishment anew, but using the new IP address and TCP port given in the retarget response. Again a TCP connection is created, and again the calling and called node exchange credentials. The called party may accept the call, reject the call, or make a further redirection.

This mechanism is based on the presumption that, on hosts where it is not possible to transfer open TCP connections between processes, the host will have a central session server. Applications willing to receive NetBIOS calls will obtain an ephemeral TCP port number, post a TCP unspecified passive open on that port, and then pass that port number and NetBIOS name information to the NetBIOS session server using a NetBIOS LISTEN operation. When the call is placed, the session server will "retarget" the caller to the application's TCP socket. The caller will then place a new call, directly to the application. The application has the responsibility to mimic the session server at least to the extent of receiving the calling credentials and then accepting or rejecting the call.

#### 16.1.1.1. RETRYING AFTER BEING RETARGETTED

A calling node may find that it can not establish a session with a node to which it was directed by the retargetting procedure. Since retargetting may be nested, there is an issue whether the caller should begin a retry at the initial starting point or back-up to an intermediate retargetting point. The caller may use any method. A

discussion of two such methods is in Appendix B, "Retarget Algorithms".

#### 16.1.1.2. SESSION ESTABLISHMENT TO A GROUP NAME

Session establishment with a group name requires special consideration. When a NetBIOS CALL attempt is made to a group name, name discovery will result in a list (possibly incomplete) of the members of that group. The calling node selects one member from the list and attempts to build a session. If that fails, the calling node may select another member and make another attempt.

When the session service attempts to make a connection with one of the members of the group, there is no guarantee that that member has a LISTEN pending against that group name, that the called node even owns, or even that the called node is operating.

#### 16.1.2. STEADY STATE PHASE OVERVIEW

NetBIOS data messages are exchanged in the steady state. NetBIOS messages are sent by prepending the user data with a message header and sending the header and the user data over the TCP connection. The receiver removes the header and passes the data to the NetBIOS user.

In order to detect failure of one of the nodes or of the intervening network, "session keep alive" packets may be periodically sent in the steady state.

Any failure of the underlying TCP connection, whether a reset, a timeout, or other failure, implies failure of the NetBIOS session.

#### 16.1.3. SESSION TERMINATION PHASE OVERVIEW

A NetBIOS session is terminated normally when the user requests the session to be closed or when the session service detects the remote partner of the session has gracefully terminated the TCP connection. A NetBIOS session is abnormally terminated when the session service detects a loss of the connection. Connection loss can be detected with the keep-alive function of the session service or TCP, or on the failure of a SESSION MESSAGE send operation.

When a user requests to close a session, the service first attempts a graceful in-band close of the TCP connection. If the connection does not close within the SSN\_CLOSE\_TIMEOUT the TCP connection is aborted. No matter how the TCP connection is terminated, the NetBIOS session service always closes the NetBIOS session.

When the session service receives an indication from TCP that a connection close request has been received, the TCP connection and the NetBIOS session are immediately closed and the user is informed

of the loss of the session. All data received up to the close indication should be delivered, if possible, to the session's user.

## 16.2. SESSION ESTABLISHMENT PHASE

All the following diagrams assume a name query operation was successfully completed by the caller node for the listener's name.

This first diagram shows the sequence of network events used to successfully establish a session without retargetting by the listener. The TCP connection is first established with the well-known NetBIOS session service TCP port, SSN\_SRVC\_TCP\_PORT. The caller then sends a SESSION REQUEST packet over the TCP connection requesting a session with the listener. The SESSION REQUEST contains the caller's name and the listener's name. The listener responds with a POSITIVE SESSION RESPONSE informing the caller this TCP connection is accepted as the connection for the data transfer phase of the session.

```

CALLER                                LISTENER

                                TCP CONNECT
                                =====>
                                TCP ACCEPT
<=====
                                SESSION REQUEST
                                ----->
                                POSITIVE RESPONSE
<-----

```

The second diagram shows the sequence of network events used to successfully establish a session when the listener does retargetting. The session establishment procedure is the same as with the first diagram up to the listener's response to the SESSION REQUEST. The listener, divided into two sections, the listen processor and the actual listener, sends a SESSION RETARGET RESPONSE to the caller. This response states the call is acceptable, but the data transfer TCP connection must be at the new IP address and TCP port. The caller then re-iterates the session establishment process anew with the new IP address and TCP port after the initial TCP connection is closed. The new listener then accepts this connection for the data transfer phase with a POSITIVE SESSION RESPONSE.

```

CALLER                                LISTEN PROCESSOR    LISTENER

                                TCP CONNECT
                                =====>
                                TCP ACCEPT
<=====
                                SESSION REQUEST
                                ----->

```

```

      SESSION RETARGET RESPONSE
<-----
      TCP CLOSE
<=====
      TCP CLOSE
=====>

      TCP CONNECT
=====>
      TCP ACCEPT
<=====
      SESSION REQUEST
----->
      POSITIVE RESPONSE
<-----

```

The third diagram is the sequence of network events for a rejected session request with the listener. This type of rejection could occur with either a non-retargeting listener or a retargeting listener. After the TCP connection is established at SSN\_SRVC\_TCP\_PORT, the caller sends the SESSION REQUEST over the TCP connection. The listener does not have either a listen pending for the listener's name or the pending NetBIOS listen is specific to another caller's name. Consequently, the listener sends a NEGATIVE SESSION RESPONSE and closes the TCP connection.

CALLER	LISTENER
	TCP CONNECT
	=====>
	TCP ACCEPT
	<=====
	SESSION REQUEST
	----->
	NEGATIVE RESPONSE
	<-----
	TCP CLOSE
	<=====
	TCP CLOSE
	=====>

The fourth diagram is the sequence of network events when session establishment fails with a retargeting listener. After being redirected, and after the initial TCP connection is closed the caller tries to establish a TCP connection with the new IP address and TCP port. The connection fails because either the port is unavailable or the target node is not active. The port unavailable race condition occurs if another caller has already acquired the TCP connection with the listener. For additional implementation suggestions, see Appendix B, "Retarget Algorithms".

CALLER	LISTEN PROCESSOR	LISTENER
	TCP CONNECT	
=====		>
	TCP ACCEPT	
<=====		<=====
	SESSION REQUEST	
-----		>
	REDIRECT RESPONSE	
<-----		<-----
	TCP CLOSE	
<=====		<=====
	TCP CLOSE	
=====		>
	TCP CONNECT	
=====		>
	CONNECTION REFUSED OR TIMED OUT	
<=====		<=====

### 16.3. SESSION DATA TRANSFER PHASE

#### 16.3.1. DATA ENCAPSULATION

NetBIOS messages are exchanged in the steady state. Messages are sent by prepending user data with message header and sending the header and the user data over the TCP connection. The receiver removes the header and delivers the NetBIOS data to the user.

#### 16.3.2. SESSION KEEP-ALIVES

In order to detect node failure or network partitioning, "session keep alive" packets are periodically sent in the steady state. A session keep alive packet is discarded by a peer node.

A session keep alive timer is maintained for each session. This timer is reset whenever any data is sent to, or received from, the session peer. When the timer expires, a NetBIOS session keep-alive packet is sent on the TCP connection. Sending the keep-alive packet forces data to flow on the TCP connection, thus indirectly causing TCP to detect whether the connection is still active.

Since many TCP implementations provide a parallel TCP "keep- alive" mechanism, the NetBIOS session keep-alive is made a configurable option. It is recommended that the NetBIOS keep- alive mechanism be used only in the absence of TCP keep-alive.

Note that unlike TCP keep alives, NetBIOS session keep alives do not require a response from the NetBIOS peer -- the fact that it was

possible to send the NetBIOS session keep alive is sufficient indication that the peer, and the connection to it, are still active.

The only requirement for interoperability is that when a session keep alive packet is received, it should be discarded.

## 17. NETBIOS DATAGRAM SERVICE

### 17.1. OVERVIEW OF NetBIOS DATAGRAM SERVICE

Every NetBIOS datagram has a named destination and source. To transmit a NetBIOS datagram, the datagram service must perform a name query operation to learn the IP address and the attributes of the destination NetBIOS name. (This information may be cached to avoid the overhead of name query on subsequent NetBIOS datagrams.)

NetBIOS datagrams are carried within UDP packets. If a NetBIOS datagram is larger than a single UDP packet, it may be fragmented into several UDP packets.

End-nodes may receive NetBIOS datagrams addressed to names not held by the receiving node. Such datagrams should be discarded. If the name is unique then a DATAGRAM ERROR packet is sent to the source of that NetBIOS datagram.

#### 17.1.1. UNICAST, MULTICAST, AND BROADCAST

NetBIOS datagrams may be unicast, multicast, or broadcast. A NetBIOS datagram addressed to a unique NetBIOS name is unicast. A NetBIOS datagram addressed to a group NetBIOS name, whether there are zero, one, or more actual members, is multicast. A NetBIOS datagram sent using the NetBIOS "Send Broadcast Datagram" primitive is broadcast.

#### 17.1.2. FRAGMENTATION OF NetBIOS DATAGRAMS

When the header and data of a NetBIOS datagram exceeds the maximum amount of data allowed in a UDP packet, the NetBIOS datagram must be fragmented before transmission and reassembled upon receipt.

A NetBIOS Datagram is composed of the following protocol elements:

- IP header of 20 bytes (minimum)
- UDP header of 8 bytes
- NetBIOS Datagram Header of 14 bytes
- The NetBIOS Datagram data.

The NetBIOS Datagram data section is composed of 3 parts:

- Source NetBIOS name (255 bytes maximum)
- Destination NetBIOS name (255 bytes maximum)
- The NetBIOS user's data (maximum of 512 bytes)

The two name fields are in second level encoded format (see section 14.)

A maximum size NetBIOS datagram is 1064 bytes. The minimal maximum IP datagram size is 576 bytes. Consequently, a NetBIOS Datagram may not fit into a single IP datagram. This makes it necessary to permit the fragmentation of NetBIOS Datagrams.

On networks meeting or exceeding the minimum IP datagram length requirement of 576 octets, at most two NetBIOS datagram fragments will be generated. The protocols and packet formats accommodate fragmentation into three or more parts.

When a NetBIOS datagram is fragmented, the IP, UDP and NetBIOS Datagram headers are present in each fragment. The NetBIOS Datagram data section is split among resulting UDP datagrams. The data sections of NetBIOS datagram fragments do not overlap. The only fields of the NetBIOS Datagram header that would vary are the FLAGS and OFFSET fields.

The FIRST bit in the FLAGS field indicate whether the fragment is the first in a sequence of fragments. The MORE bit in the FLAGS field indicates whether other fragments follow.

The OFFSET field is the byte offset from the beginning of the NetBIOS datagram data section to the first byte of the data section in a fragment. It is 0 for the first fragment. For each subsequent fragment, OFFSET is the sum of the bytes in the NetBIOS data sections of all preceding fragments.

If the NetBIOS datagram was not fragmented:

- FIRST = TRUE
- MORE = FALSE
- OFFSET = 0

If the NetBIOS datagram was fragmented:

- First fragment:
  - FIRST = TRUE
  - MORE = TRUE
  - OFFSET = 0
- Intermediate fragments:
  - FIRST = FALSE
  - MORE = TRUE
  - OFFSET = sum(NetBIOS data in prior fragments)
- Last fragment:
  - FIRST = FALSE
  - MORE = FALSE



- OFFSET = sum(NetBIOS data in prior fragments)

The relative position of intermediate fragments may be ascertained from OFFSET.

An NBDD must remember the destination name of the first fragment in order to relay the subsequent fragments of a single NetBIOS datagram. The name information can be associated with the subsequent fragments through the transaction ID, DGM\_ID, and the SOURCE\_IP, fields of the packet. This information can be purged by the NBDD after the last fragment has been processed or FRAGMENT\_TO time has expired since the first fragment was received.

## 17.2. NetBIOS DATAGRAMS BY B NODES

For NetBIOS datagrams with a named destination (i.e. non- broadcast), a B node performs a name discovery for the destination name before sending the datagram. (Name discovery may be bypassed if information from a previous discovery is held in a cache.) If the name type returned by name discovery is UNIQUE, the datagram is unicast to the sole owner of the name. If the name type is GROUP, the datagram is broadcast to the entire broadcast area using the destination IP address BROADCAST\_ADDRESS.

A receiving node always filters datagrams based on the destination name. If the destination name is not owned by the node or if no RECEIVE DATAGRAM user operations are pending for the name, then the datagram is discarded. For datagrams with a UNIQUE name destination, if the name is not owned by the node then the receiving node sends a DATAGRAM ERROR packet. The error packet originates from the DGM\_SRVC\_UDP\_PORT and is addressed to the SOURCE\_IP and SOURCE\_PORT from the bad datagram. The receiving node quietly discards datagrams with a GROUP name destination if the name is not owned by the node.

Since broadcast NetBIOS datagrams do not have a named destination, the B node sends the DATAGRAM SERVICE packet(s) to the entire broadcast area using the destination IP address BROADCAST\_ADDRESS. In order for the receiving nodes to distinguish this datagram as a broadcast NetBIOS datagram, the NetBIOS name used as the destination name is '\*' (hexadecimal 2A) followed by 15 bytes of hexadecimal 00. The NetBIOS scope identifier is appended to the name before it is converted into second-level encoding. For example, if the scope identifier is "NETBIOS.SCOPE" then the first-level encoded name would be:

CKAAAAAAAAAAAAAAAAAAAAAAAAAAAAAAAA.NETBIOS.SCOPE

According to [2], a user may not provide a NetBIOS name beginning with "\*".

For each node in the broadcast area that receives the NetBIOS

broadcast datagram, if any RECEIVE BROADCAST DATAGRAM user operations are pending then the data from the NetBIOS datagram is replicated and delivered to each. If no such operations are pending then the node silently discards the datagram.

### 17.3. NetBIOS DATAGRAMS BY P AND M NODES

P and M nodes do not use IP broadcast to distribute NetBIOS datagrams.

Like B nodes, P and M nodes must perform a name discovery or use cached information to learn whether a destination name is a group or a unique name.

Datagrams to unique names are unicast directly to the destination by P and M nodes, exactly as they are by B nodes.

Datagrams to group names and NetBIOS broadcast datagrams are unicast to the NBDD. The NBDD then relays the datagrams to each of the nodes specified by the destination name.

An NBDD may not be capable of sending a NetBIOS datagram to a particular NetBIOS name, including the broadcast NetBIOS name ("\*") defined above. A query mechanism is available to the end-node to determine if a NBDD will be able to relay a datagram to a given name. Before a datagram, or its fragments, are sent to the NBDD the P or M node may send a DATAGRAM QUERY REQUEST packet to the NBDD with the DESTINATION\_NAME from the DATAGRAM SERVICE packet(s). The NBDD will respond with a DATAGRAM POSITIVE QUERY RESPONSE if it will relay datagrams to the specified destination name. After a positive response the end-node unicasts the datagram to the NBDD. If the NBDD will not be able to relay a datagram to the destination name specified in the query, a DATAGRAM NEGATIVE QUERY RESPONSE packet is returned. If the NBDD can not distribute a datagram, the end-node then has the option of getting the name's owner list from the NBNS and sending the datagram directly to each of the owners.

An NBDD must be able to respond to DATAGRAM QUERY REQUEST packets. The response may always be positive. However, the usage or implementation of the query mechanism by a P or M node is optional. An implementation may always unicast the NetBIOS datagram to the NBDD without asking if it will be relayed. Except for the datagram query facility described above, an NBDD provides no feedback to indicate whether it forwarded a datagram.

### 18. NODE CONFIGURATION PARAMETERS

- B NODES:
  - Node's permanent unique name
  - Whether IGMP is in use
  - Broadcast IP address to use

- Whether NetBIOS session keep-alives are needed
- Usable UDP data field length (to control fragmentation)
- P NODES:
  - Node's permanent unique name
  - IP address of NBNS
  - IP address of NBDD
  - Whether NetBIOS session keep-alives are needed
  - Usable UDP data field length (to control fragmentation)
- M NODES:
  - Node's permanent unique name
  - Whether IGMP is in use
  - Broadcast IP address to use
  - IP address of NBNS
  - IP address of NBDD
  - Whether NetBIOS session keep-alives are needed
  - Usable UDP data field length (to control fragmentation)

## 19. MINIMAL CONFORMANCE

To ensure multi-vendor interoperability, a minimally conforming implementation based on this specification must observe the following rules:

- a) A node designed to work only in a broadcast area must conform to the B node specification.
- b) A node designed to work only in an internet must conform to the P node specification.

## REFERENCES

- [1] "Protocol Standard For a NetBIOS Service on a TCP/UDP Transport: Detailed Specifications", RFC 1002, March 1987.
- [2] IBM Corp., "IBM PC Network Technical Reference Manual", No. 6322916, First Edition, September 1984.
- [3] J. Postel (Ed.), "Transmission Control Protocol", RFC 793, September 1981.
- [4] MIL-STD-1778
- [5] J. Postel, "User Datagram Protocol", RFC 768, 28 August 1980.
- [6] J. Reynolds, J. Postel, "Assigned Numbers", RFC 990, November 1986.
- [7] J. Postel, "Internet Protocol", RFC 791, September 1981.
- [8] J. Mogul, "Internet Subnets", RFC 950, October 1984
- [9] J. Mogul, "Broadcasting Internet Datagrams in the Presence of Subnets", RFC 922, October 1984.
- [10] J. Mogul, "Broadcasting Internet Datagrams", RFC 919, October 1984.
- [11] P. Mockapetris, "Domain Names - Concepts and Facilities", RFC 882, November 1983.
- [12] P. Mockapetris, "Domain Names - Implementation and Specification", RFC 883, November 1983.
- [13] P. Mockapetris, "Domain System Changes and Observations", RFC 973, January 1986.
- [14] C. Partridge, "Mail Routing and the Domain System", RFC 974, January 1986.
- [15] S. Deering, D. Cheriton, "Host Groups: A Multicast Extension to the Internet Protocol", RFC 966, December 1985.
- [16] S. Deering, "Host Extensions for IP Multicasting", RFC 988, July 1986.

## APPENDIX A

This appendix contains supporting technical discussions. It is not an integral part of the NetBIOS-over-TCP specification.

## INTEGRATION WITH INTERNET GROUP MULTICASTING

The Netbios-over-TCP system described in this RFC may be easily integrated with the Internet Group Multicast system now being developed for the internet.

In the main body of the RFC, the notion of a broadcast area was considered to be a single MAC-bridged "B-LAN". However, the protocols defined will operate over an extended broadcast area resulting from the creation of a permanent Internet Multicast Group.

Each separate broadcast area would be based on a separate permanent Internet Multicast Group. This multicast group address would be used by B and M nodes as their BROADCAST\_ADDRESS.

In order to base the broadcast area on a multicast group certain additional procedures are required and certain constraints must be met.

## A-1. ADDITIONAL PROTOCOL REQUIRED IN B AND M NODES

All B or M nodes operating on an IGMP based broadcast area must have IGMP support in their IP layer software. These nodes must perform an IGMP join operation to enter the IGMP group before engaging in NetBIOS activity.

## A-2. CONSTRAINTS

Broadcast Areas may overlap. For this reason, end-nodes must be careful to examine the NetBIOS scope identifiers in all received broadcast packets.

The NetBIOS broadcast protocols were designed for a network that exhibits a low average transit time and low rate of packet loss. An IGMP based broadcast area must exhibit these characteristics. In practice this will tend to constrain IGMP broadcast areas to a campus of networks interconnected by high-speed routers and inter-router links. It is unlikely that transcontinental broadcast areas would exhibit the required characteristics.

## APPENDIX B

This appendix contains supporting technical discussions. It is not an integral part of the NetBIOS-over-TCP specification.

## IMPLEMENTATION CONSIDERATIONS

## B-1. IMPLEMENTATION MODELS

On any participating system, there must be some sort of NetBIOS Service to coordinate access by NetBIOS applications on that system.

To analyze the impact of the NetBIOS-over-TCP architecture, we use the following three models of how a NetBIOS service might be implemented:

## 1. Combined Service and Application Model

The NetBIOS service and application are both contained within a single process. No interprocess communication is assumed within the system; all communication is over the network. If multiple applications require concurrent access to the NetBIOS service, they must be folded into this monolithic process.

## 2. Common Kernel Element Model

The NetBIOS Service is part of the operating system (perhaps as a device driver or a front-end processor). The NetBIOS applications are normal operating system application processes. The common element NetBIOS service contains all the information, such as the name and listen tables, required to co-ordinate the activities of the applications.

## 3. Non-Kernel Common Element Model

The NetBIOS Service is implemented as an operating system application process. The NetBIOS applications are other operating system application processes. The service and the applications exchange data via operating system interprocess communication. In a multi-processor (e.g. network) operating system, each module may reside on a different cpu. The NetBIOS service process contains all the shared information required to coordinate the activities of the NetBIOS applications. The applications may still require a subroutine library to facilitate access to the NetBIOS service.

For any of the implementation models, the TCP/IP service can be located in the operating system or split among the NetBIOS applications and the NetBIOS service processes.

#### B-1.1 MODEL INDEPENDENT CONSIDERATIONS

The NetBIOS name service associates a NetBIOS name with a host. The NetBIOS session service further binds the name to a specific TCP port for the duration of the session.

The name service does not need to be informed of every Listen initiation and completion. Since the names are not bound to any TCP port in the name service, the session service may use a different tcp port for each session established with the same local name.

The TCP port used for the data transfer phase of a NetBIOS session can be globally well-known, locally well-known, or ephemeral. The choice is a local implementation issue. The RETARGET mechanism allows the binding of the NetBIOS session to a TCP connection to any TCP port, even to another IP node.

An implementation may use the session service's globally well-known TCP port for the data transfer phase of the session by not using the RETARGET mechanism and, rather, accepting the session on the initial TCP connection. This is permissible because the caller always uses an ephemeral TCP port.

The complexity of the called end RETARGET mechanism is only required if a particular implementation needs it. For many real system environments, such as an in-kernel NetBIOS service implementation, it will not be necessary to retarget incoming calls. Rather, all NetBIOS sessions may be multiplexed through the single, well-known, NetBIOS session service port. These implementations will not be burdened by the complexity of the RETARGET mechanism, nor will their callers be required to jump through the retargeting hoops.

Nevertheless, all callers must be ready to process all possible SESSION RETARGET RESPONSEs.

#### B-1.2 SERVICE OPERATION FOR EACH MODEL

It is possible to construct a NetBIOS service based on this specification for each of the above defined implementation models.

For the common kernel element model, all the NetBIOS services, name, datagram, and session, are simple. All the information is contained within a single entity and can therefore be accessed or modified easily. A single port or multiple ports for the NetBIOS sessions can be used without adding any significant complexity to the session establishment procedure. The only penalty is the amount of overhead incurred to get the NetBIOS messages and operation requests/responses

through the user and operating system boundary.

The combined service and application model is very similar to the common kernel element model in terms of its requirements on the NetBIOS service. The major difficulty is the internal coordination of the multiple NetBIOS service and application processes existing in a system of this type.

The NetBIOS name, datagram and session protocols assume that the entities at the end-points have full control of the various well-known TCP and UDP ports. If an implementation has multiple NetBIOS service entities, as would be the case with, for example, multiple applications each linked into a NetBIOS library, then that implementation must impose some internal coordination. Alternatively, use of the NetBIOS ports could be periodically assigned to one application or another.

For the typical non-kernel common element mode implementation, three permanent system-wide NetBIOS service processes would exist:

- The name server
- the datagram server
- and session server

Each server would listen for requests from the network on a UDP or TCP well-known port. Each application would have a small piece of the NetBIOS service built-in, possibly a library. Each application's NetBIOS support library would need to send a message to the particular server to request an operation, such as add name or send a datagram or set-up a listen.

The non-kernel common element model does not require a TCP connection be passed between the two processes, session server and application. The RETARGET operation for an active NetBIOS Listen could be used by the session server to redirect the session to another TCP connection on a port allocated and owned by the application's NetBIOS support library. The application with either a built-in or a kernel-based TCP/IP service could then accept the RETARGETed connection request and process it independently of the session server.

On Unix(tm) or POSIX(tm), the NetBIOS session server could create sub-processes for incoming connections. The open sessions would be passed through "fork" and "exec" to the child as an open file descriptor. This approach is very limited, however. A pre-existing process could not receive an incoming call. And all call-ed processes would have to be sub-processes of the session server.

## B-2. CASUAL AND RESTRICTED NetBIOS APPLICATIONS

Because NetBIOS was designed to operate in the open system environment of the typical personal computer, it does not have the



concept of privileged or unprivileged applications. In many multi-user or multi-tasking operating systems applications are assigned privilege capabilities. These capabilities limit the applications ability to acquire and use system resources. For these systems it is important to allow casual applications, those with limited system privileges, and privileged applications, those with 'super-user' capabilities but access to them and their required resources is restricted, to access NetBIOS services. It is also important to allow a systems administrator to restrict certain NetBIOS resources to a particular NetBIOS application. For example, a file server based on the NetBIOS services should be able to have names and TCP ports for sessions only it can use.

A NetBIOS application needs at least two local resources to communicate with another NetBIOS application, a NetBIOS name for itself and, typically, a session. A NetBIOS service cannot require that NetBIOS applications directly use privileged system resources. For example, many systems require privilege to use TCP and UDP ports with numbers less than 1024. This RFC requires reserved ports for the name and session servers of a NetBIOS service implementation. It does not require the application to have direct access these reserved ports.

For the name service, the manager of the local name table must have access to the NetBIOS name service's reserved UDP port. It needs to listen for name service UDP packets to defend and define its local names to the network. However, this manager need not be a part of a user application in a system environment which has privilege restrictions on reserved ports.

The internal name server can require certain privileges to add, delete, or use a certain name, if an implementer wants the restriction. This restriction is independent of the operation of the NetBIOS service protocols and would not necessarily prevent the interoperation of that implementation with another implementation.

The session server is required to own a reserved TCP port for session establishment. However, the ultimate TCP connection used to transmit and receive data does not have to be through that reserved port. The RETARGET procedure the NetBIOS session to be shifted to another TCP connection, possibly through a different port at the called end. This port can be an unprivileged resource, with a value greater than 1023. This facilitates casual applications.

Alternately, the RETARGET mechanism allows the TCP port used for data transmission and reception to be a reserved port. Consequently, an application wishing to have access to its ports maintained by the system administrator can use these restricted TCP ports. This facilitates privileged applications.

A particular implementation may wish to require further special

privileges for session establishment, these could be associated with internal information. It does not have to be based solely on TCP port allocation. For example, a given NetBIOS name may only be used for sessions by applications with a certain system privilege level.

The decision to use reserved or unreserved ports or add any additional name registration and usage authorization is a purely local implementation decision. It is not required by the NetBIOS protocols specified in the RFC.

### B-3. TCP VERSUS SESSION KEEP-ALIVES

The KEEP-ALIVE is a protocol element used to validate the existence of a connection. A packet is sent to the remote connection partner to solicit a response which shows the connection is still functioning. TCP KEEP-ALIVES are used at the TCP level on TCP connections while session KEEP-ALIVES are used on NetBIOS sessions. These protocol operations are always transparent to the connection user. The user will only find out about a KEEP-ALIVE operation if it fails, therefore, if the connection is lost.

The NetBIOS specification[2] requires the NetBIOS service to inform the session user if a session is lost when it is in a passive or active state. Therefore, if the session user is only waiting for a receive operation and the session is dropped the NetBIOS service must inform the session user. It cannot wait for a session send operation before it informs the user of the loss of the connection.

This requirement stems from the management of scarce or volatile resources by a NetBIOS application. If a particular user terminates a session with a server application by destroying the client application or the NetBIOS service without a NetBIOS Hang Up, the server application will want to clean-up or free allocated resources. This server application if it only receives and then sends a response requires the notification of the session abort in the passive state.

The standard definition of a TCP service cannot detect loss of a connection when it is in a passive state, waiting for a packet to arrive. Some TCP implementations have added a KEEP-ALIVE operation which is interoperable with implementations without this feature. These implementations send a packet with an invalid sequence number to the connection partner. The partner, by specification, must respond with a packet showing the correct sequence number of the connection. If no response is received from the remote partner within a certain time interval then the TCP service assumes the connection is lost.

Since many TCP implementations do not have this KEEP-ALIVE function an optional NetBIOS KEEP-ALIVE operation has been added to the NetBIOS session protocols. The NetBIOS KEEP-ALIVE uses the properties of TCP to solicit a response from the remote connection

partner. A NetBIOS session message called KEEP-ALIVE is sent to the remote partner. Since this results in TCP sending an IP packet to the remote partner, the TCP connection is active. TCP will discover if the TCP connection is lost if the remote TCP partner does not acknowledge the IP packet. Therefore, the NetBIOS session service does not send a response to a session KEEP ALIVE message. It just throws it away. The NetBIOS session service that transmits the KEEP ALIVE is informed only of the failure of the TCP connection. It does not wait for a specific response message.

A particular NetBIOS implementation should use KEEP-ALIVES if it is concerned with maintaining compatibility with the NetBIOS interface specification[2]. Compatibility is especially important if the implementation wishes to support existing NetBIOS applications, which typically require the session loss detection on their servers, or future applications which were developed for implementations with session loss detection.

#### B-4. RETARGET ALGORITHMS

This section contains 2 suggestions for RETARGET algorithms. They are called the "straight" and "stack" methods. The algorithm in the body of the RFC uses the straight method. Implementation of either algorithm must take into account the Session establishment maximum retry count. The retry count is the maximum number of TCP connect operations allowed before a failure is reported.

The straight method forces the session establishment procedure to begin a retry after a retargetting failure with the initial node returned from the name discovery procedure. A retargetting failure is when a TCP connection attempt fails because of a time-out or a NEGATIVE SESSION RESPONSE is received with an error code specifying NOT LISTENING ON CALLED NAME. If any other failure occurs the session establishment procedure should retry from the call to the name discovery procedure.

A minimum of 2 retries, either from a retargetting or a name discovery failure. This will give the session service a chance to re-establish a NetBIOS Listen or, more importantly, allow the NetBIOS scope, local name service or the NBNS, to re-learn the correct IP address of a NetBIOS name.

The stack method operates similarly to the straight method. However, instead of retrying at the initial node returned by the name discovery procedure, it restarts with the IP address of the last node which sent a SESSION RETARGET RESPONSE prior to the retargetting failure. To limit the stack method, any one host can only be tried a maximum of 2 times.

## B-5. NBDD SERVICE

If the NBDD does not forward datagrams then don't provide Group and Broadcast NetBIOS datagram services to the NetBIOS user. Therefore, ignore the implementation of the query request and, when get a negative response, acquiring the membership list of IP addresses and sending the datagram as a unicast to each member.

## B-6. APPLICATION CONSIDERATIONS

### B-6.1 USE OF NetBIOS DATAGRAMS

Certain existing NetBIOS applications use NetBIOS datagrams as a foundation for their own connection-oriented protocols. This can cause excessive NetBIOS name query activity and place a substantial burden on the network, server nodes, and other end-nodes. It is recommended that this practice be avoided in new applications.

